

Government of Nepal
Ministry of Water Supply

Department of Water Supply and Sewerage Management
Federal Water Supply and Sewerage Management Project

Water Quality Testing Laboratory
Bharatpur, Chitawan

WATER QUALITY TEST REPORT

Name of Client:-**Bharatpur Water Supply Management Board**

Sample Code:- WL-BMB-XXXI/081-82

Sampled By:- Client

Date of Collection:- 2081/08/25

Source of Sample:- Deep Boring(**Board Compound- W1**)

Date of Completion:-2081/10/07

Type of Sample:Drinking Water

Location:- „Bharatpur,Chitwan

| S.No. | Category | Parameters | Observed Values | NDWQS, 2079 BS | Analyzed Methods |
|-------|-----------------|---|-----------------|-------------------|---------------------------------|
| 1 | Physical | Turbidity (NTU) | 0.8 | 5 | Nephelometric |
| 2 | | Temp. °c | - | - | Thermometric |
| 3 | | pH | 7.9 | 6.5 - 8.5 * | Electrometric |
| 4 | | Taste and Odor | - | Non-objectionable | - |
| 5 | | TDS (mg/L) | 237 | 1000 | Instrumental |
| 6 | | Electrical Conductivity (µs/cm) | 356 | 1500 | Instrumental |
| 7 | Chemical | Iron (mg/L) | ND | 0.3 (3) | Phenanthroline method |
| 8 | | Manganese (mg/L) | <0.1 | 0.2 | Persulfate method |
| 9 | | Arsenic (mg/L) | <0.01 | 0.05 | Digital Arsenator |
| 10 | | Ammonia (mg/L) | <0.1 | 1.5 | Nesslerization |
| 11 | | Nitrate (mg/L) | 4.5 | 50 | UV Spectrophotometric Screening |
| 12 | | Fluoride (mg/L) | - | 0.5-1.5* | SPADNS Colourimetric |
| 13 | | Chloride (mg/L) | - | 250 | Argentometric Titration |
| 14 | | Total Hardness (mg/L as CaCO ₃) | 208 | 500 | EDTA Titrimetric |
| 15 | | Calcium Hardness (mg/L) | 112 | 200 | EDTA Titrimetric |
| 16 | | Residual Chlorine (mg/L) | - | 0.1-0.5* | Chlorine Comparator |
| 17 | Microbiological | Faecal coliform <i>E.coli</i> (CFU/100 ml) | 0 | 0 | Membrane Filtration |

* These values show lower and upper limits.

() Values in parentheses refer the acceptable values only when alternative is not available.


Note: - The entire test was conducted as per the National Drinking Water Quality Standard 2079 BS

TNTC:Too Numerous to Count

The Result Valid for submitted sample only

.....
Analyzed By:

Handwritten Signature
Chemist



Government of Nepal

Ministry of Water Supply

Department of Water Supply and Sewerage Management

Federal water Supply and Sewerage Management Project

Water Quality Testing Laboratory

Bharatpur, Chitawan

WATER QUALITY TEST REPORT

Name of Client:-**Bharatpur Water Supply Management Board**

Sample Code:- WL-BMB-I/081-82

Sampled By:- Client

Date of Collection:- 2081/07/09

Source of Sample:- Deep Boring(Well-2)

Date of Completion:-2081/10/07

Type of Sample:Drinking Water

Location:- Board Office,Bharatpur,Chitwan

| S.No. | Category | Parameters | Observed Values | NDWQS, 2079 BS | Analyzed Methods |
|-------|-----------------|---|-----------------|-------------------|---------------------------------|
| 1 | Physical | Turbidity (NTU) | 0.6 | 5 | Nephelometric |
| 2 | | Temp. °c | - | - | Thermometric |
| 3 | | pH | 7.92 | 6.5 - 8.5 * | Electrometric |
| 4 | | Taste and Odor | - | Non-objectionable | - |
| 5 | | TDS (mg/L) | 220 | 1000 | Instrumental |
| 6 | | Electrical Conductivity (µs/cm) | 330 | 1500 | Instrumental |
| 7 | Chemical | Iron (mg/L) | <0.2 | 0.3 (3) | Phenanthroline method |
| 8 | | Manganese (mg/L) | 0.009 | 0.2 | Persulfate method |
| 9 | | Arsenic (mg/L) | <0.01 | 0.05 | Digital Arsenator |
| 10 | | Ammonia (mg/L) | <0.1 | 1.5 | Nesslerization |
| 11 | | Nitrate (mg/L) | 12.2 | 50 | UV Spectrophotometric Screening |
| 12 | | Fluoride (mg/L) | - | 0.5-1.5* | SPADNS Colourimetric |
| 13 | | Chloride (mg/L) | - | 250 | Argentometric Titration |
| 14 | | Total Hardness (mg/L as CaCO ₃) | 200 | 500 | EDTA Titrimetric |
| 15 | | Calcium Hardness (mg/L) | 110 | 200 | EDTA Titrimetric |
| 16 | | Residual Chlorine (mg/L) | - | 0.1-0.5* | Chlorine Comparator |
| 17 | Microbiological | Faecal coliform <i>E.coli</i> (CFU/100 ml) | 0 | 0 | Membrane Filtration |


* These values show lower and upper limits.

() Values in parentheses refer the acceptable values only when alternative is not available.


Note: - The entire test was conducted as per the National Drinking Water Quality Standard 2079 BS

TNTC: Too Numerous to Count

The Result Valid for submitted sample only


.....
Analyzed By:

Chemist



Government of Nepal

Ministry of Water Supply

Department of Water Supply and Sewerage Management

Federal water Supply and Sewerage Management Project

Water Quality Testing Laboratory

Bharatpur, Chitawan

WATER QUALITY TEST REPORT

Name of Client:-**Bharatpur Water Supply Management Board**

Sample Code:- WL-BMB-II/081-82

Sampled By:- Client

Date of Collection:- 2081/07/09

Source of Sample:- Deep Boring(Well-3)

Date of Completion:-2081/10/07

Type of Sample:Drinking Water

Location:- Board Office, Bharatpur, Chitwan

| S.No. | Category | Parameters | Observed Values | NDWQS, 2079 BS | Analyzed Methods |
|-------|-----------------|---|-----------------|-------------------|---------------------------------|
| 1 | Physical | Turbidity (NTU) | 0.5 | 5 | Nephelometric |
| 2 | | Temp. °c | - | - | Thermometric |
| 3 | | pH | 8.1 | 6.5 - 8.5 * | Electrometric |
| 4 | | Taste and Odor | - | Non-objectionable | - |
| 5 | | TDS (mg/L) | 282 | 1000 | Instrumental |
| 6 | | Electrical Conductivity (µs/cm) | 423 | 1500 | Instrumental |
| 7 | Chemical | Iron (mg/L) | ND | 0.3 (3) | Phenanthroline method |
| 8 | | Manganese (mg/L) | 0.010 | 0.2 | Persulfate method |
| 9 | | Arsenic (mg/L) | <0.01 | 0.05 | Digital Arsenator |
| 10 | | Ammonia (mg/L) | <0.1 | 1.5 | Nesslerization |
| 11 | | Nitrate (mg/L) | 17.2 | 50 | UV Spectrophotometric Screening |
| 12 | | Fluoride (mg/L) | - | 0.5-1.5* | SPADNS Colourimetric |
| 13 | | Chloride (mg/L) | - | 250 | Argentometric Titration |
| 14 | | Total Hardness (mg/L as CaCO ₃) | 206 | 500 | EDTA Titrimetric |
| 15 | | Calcium Hardness (mg/L) | 111 | 200 | EDTA Titrimetric |
| 16 | | Residual Chlorine (mg/L) | - | 0.1-0.5* | Chlorine Comparator |
| 17 | Microbiological | Faecal coliform <i>E.coli</i> (CFU/100 ml) | 0 | 0 | Membrane Filtration |

* These values show lower and upper limits.

() Values in parentheses refer the acceptable values only when alternative is not available.

Note: - The entire test was conducted as per the National Drinking Water Quality Standard 2079 BS

TNTC: Too Numerous to Count

The Result Valid for submitted sample only

.....
Analyzed By:

Chemist



Government of Nepal
Ministry of Water Supply
Department of Water Supply and Sewerage Management
Federal Water Supply and Sewerage Management Project
Water Quality Testing Laboratory
Bharatpur, Chitawan

WATER QUALITY TEST REPORT

Name of Client:-**Bharatpur Water Supply Management Board**

Sample Code:- WL-BMB-XI/081-82

Sampled By:- Client

Date of Collection:- 2081/07/09

Source of Sample:- Deep Boring(Well-4)

Date of Completion:-2081/10/07

Type of Sample:Drinking Water

Location:- Board Office,Bharatpur,Chitwan

| S.No. | Category | Parameters | Observed Values | NDWQS, 2079 BS | Analyzed Methods |
|-------|-----------------|---|-----------------|-------------------|---------------------------------|
| 1 | Physical | Turbidity (NTU) | 0.4 | 5 | Nephelometric |
| 2 | | Temp. °c | - | - | Thermometric |
| 3 | | pH | 6.95 | 6.5 - 8.5 * | Electrometric |
| 4 | | Taste and Odor | - | Non-objectionable | - |
| 5 | | TDS (mg/L) | 160 | 1000 | Instrumental |
| 6 | | Electrical Conductivity (µs/cm) | 241 | 1500 | Instrumental |
| 7 | Chemical | Iron (mg/L) | <0.1 | 0.3 (3) | Phenanthroline method |
| 8 | | Manganese (mg/L) | 0.012 | 0.2 | Persulfate method |
| 9 | | Arsenic (mg/L) | <0.01 | 0.05 | Digital Arsenator |
| 10 | | Ammonia (mg/L) | <0.1 | 1.5 | Nesslerization |
| 11 | | Nitrate (mg/L) | 17.2 | 50 | UV Spectrophotometric Screening |
| 12 | | Fluoride (mg/L) | - | 0.5-1.5* | SPADNS Colourimetric |
| 13 | | Chloride (mg/L) | - | 250 | Argentometric Titration |
| 14 | | Total Hardness (mg/L as CaCO ₃) | 210 | 500 | EDTA Titrimetric |
| 15 | | Calcium Hardness (mg/L) | 124 | 200 | EDTA Titrimetric |
| 16 | | Residual Chlorine (mg/L) | - | 0.1-0.5* | Chlorine Comparator |
| 17 | Microbiological | Faecal coliform <i>E.coli</i> (CFU/100 ml) | 0 | 0 | Membrane Filtration |

* These values show lower and upper limits.

() Values in parentheses refer the acceptable values only when alternative is not available.


Note: - The entire test was conducted as per the National Drinking Water Quality Standard 2079 BS

TNTC: Too Numerous to Count

The Result Valid for submitted sample only

.....
Analyzed By:

Chemist



Government of Nepal
Ministry of Water Supply

Department of Water Supply and Sewerage Management
Federal Water Supply and Sewerage Management Project

Water Quality Testing Laboratory
Bharatpur, Chitawan

WATER QUALITY TEST REPORT

Name of Client:-**Bharatpur Water Supply Management Board**

Sample Code:- WL-BMB-XVI/081-82

Sampled By:- Client

Date of Collection:- 2081/07/09

Source of Sample:- Deep Boring(Board Compound, New)

Date of Completion:-2081/10/07

Type of Sample:Drinking Water

Location:- Board Office,Bharatpur,Chitwan

| S.No. | Category | Parameters | Observed Values | NDWQS, 2079 BS | Analyzed Methods |
|-------|-----------------|---|-----------------|-------------------|---------------------------------|
| 1 | Physical | Turbidity (NTU) | 0.1 | 5 | Nephelometric |
| 2 | | Temp. °c | - | - | Thermometric |
| 3 | | pH | 7.5 | 6.5 - 8.5 * | Electrometric |
| 4 | | Taste and Odor | - | Non-objectionable | - |
| 5 | | TDS (mg/L) | 381 | 1000 | Instrumental |
| 6 | | Electrical Conductivity (µs/cm) | 571 | 1500 | Instrumental |
| 7 | Chemical | Iron (mg/L) | ND | 0.3 (3) | Phenanthroline method |
| 8 | | Manganese (mg/L) | <0.1 | 0.2 | Persulfate method |
| 9 | | Arsenic (mg/L) | <0.01 | 0.05 | Digital Arsenator |
| 10 | | Ammonia (mg/L) | <0.1 | 1.5 | Nesslerization |
| 11 | | Nitrate (mg/L) | 12.2 | 50 | UV Spectrophotometric Screening |
| 12 | | Fluoride (mg/L) | - | 0.5-1.5* | SPADNS Colourimetric |
| 13 | | Chloride (mg/L) | - | 250 | Argentometric Titration |
| 14 | | Total Hardness (mg/L as CaCO ₃) | 262 | 500 | EDTA Titrimetric |
| 15 | | Calcium Hardness (mg/L) | 112 | 200 | EDTA Titrimetric |
| 16 | | Residual Chlorine (mg/L) | - | 0.1-0.5* | Chlorine Comparator |
| 17 | Microbiological | Faecal coliform <i>E.coli</i> (CFU/100 ml) | 0 | 0 | Membrane Filtration |

* These values show lower and upper limits.

() Values in parentheses refer the acceptable values only when alternative is not available.


Note: - The entire test was conducted as per the National Drinking Water Quality Standard 2079 BS

TNTC: Too Numerous to Count

The Result Valid for submitted sample only

.....
Analyzed By:

[Signature]
Chemist



Government of Nepal
Ministry of Water Supply

Department of Water Supply and Sewerage Management
Federal Water Supply and Sewerage Management Project

Water Quality Testing Laboratory

Bharatpur, Chitawan

WATER QUALITY TEST REPORT

Name of Client:-**Bharatpur Water Supply Management Board**

Sample Code:- WL-BMB-III/081-82

Sampled By:- Client

Date of Collection:- 2081/07/09

Source of Sample:- Deep Boring(Well-8)

Date of Completion:-2081/10/07

Type of Sample:Drinking Water

Location:- Board Office,Bharatpur,Chitwan

| S.No. | Category | Parameters | Observed Values | NDWQS, 2079 BS | Analyzed Methods |
|-------|-----------------|---|-----------------|-------------------|---------------------------------|
| 1 | Physical | Turbidity (NTU) | 0.2 | 5 | Nephelometric |
| 2 | | Temp. °c | - | - | Thermometric |
| 3 | | pH | 7.28 | 6.5 - 8.5 * | Electrometric |
| 4 | | Taste and Odor | - | Non-objectionable | - |
| 5 | | TDS (mg/L) | 381 | 1000 | Instrumental |
| 6 | | Electrical Conductivity (µs/cm) | 572 | 1500 | Instrumental |
| 7 | Chemical | Iron (mg/L) | ND | 0.3 (3) | Phenanthroline method |
| 8 | | Manganese (mg/L) | 0.014 | 0.2 | Persulfate method |
| 9 | | Arsenic (mg/L) | <0.01 | 0.05 | Digital Arsenator |
| 10 | | Ammonia (mg/L) | <0.1 | 1.5 | Nesslerization |
| 11 | | Nitrate (mg/L) | 21 | 50 | UV Spectrophotometric Screening |
| 12 | | Fluoride (mg/L) | - | 0.5-1.5* | SPADNS Colourimetric |
| 13 | | Chloride (mg/L) | - | 250 | Argentometric Titration |
| 14 | | Total Hardness (mg/L as CaCO ₃) | 254 | 500 | EDTA Titrimetric |
| 15 | | Calcium Hardness (mg/L) | 118 | 200 | EDTA Titrimetric |
| 16 | | Residual Chlorine (mg/L) | - | 0.1-0.5* | Chlorine Comparator |
| 17 | Microbiological | Faecal coliform <i>E.coli</i> (CFU/100 ml) | 0 | 0 | Membrane Filtration |

* These values show lower and upper limits.

() Values in parentheses refer the acceptable values only when alternative is not available.


Note: - The entire test was conducted as per the National Drinking Water Quality Standard 2079 BS

TNTC:Too Numerous to Count

The Result Valid for submitted sample only

.....
Analyzed By:

Chemist



Government of Nepal
Ministry of Water Supply

Department of Water Supply and Sewerage Management

Federal Water Supply and Sewerage Management Project

Water Quality Testing Laboratory

Bharatpur, Chitawan

WATER QUALITY TEST REPORT

Name of Client:-**Bharatpur Water Supply Management Board**

Sample Code:- WL-BMB-IV/081-82

Sampled By:- Client

Source of Sample:- Deep Boring(Well-9)

Type of Sample:Drinking Water

Location:- Board Office,Bharatpur,Chitwan

Date of Collection:- 2081/07/09

Date of Completion:-2081/10/07

| S.No. | Category | Parameters | Observed Values | NDWQS, 2079 BS | Analyzed Methods |
|-------|-----------------|---|-----------------|-------------------|---------------------------------|
| 1 | Physical | Turbidity (NTU) | 0.5 | 5 | Nephelometric |
| 2 | | Temp. °c | - | - | Thermometric |
| 3 | | pH | 7.58 | 6.5 - 8.5 * | Electrometric |
| 4 | | Taste and Odor | - | Non-objectionable | - |
| 5 | | TDS (mg/L) | 287 | 1000 | Instrumental |
| 6 | | Electrical Conductivity (µs/cm) | 431 | 1500 | Instrumental |
| 7 | Chemical | Iron (mg/L) | ND | 0.3 (3) | Phenanthroline method |
| 8 | | Manganese (mg/L) | 0.012 | 0.2 | Persulfate method |
| 9 | | Arsenic (mg/L) | <0.01 | 0.05 | Digital Arsenator |
| 10 | | Ammonia (mg/L) | <0.1 | 1.5 | Nesslerization |
| 11 | | Nitrate (mg/L) | 6.2 | 50 | UV Spectrophotometric Screening |
| 12 | | Fluoride (mg/L) | - | 0.5-1.5* | SPADNS Colourimetric |
| 13 | | Chloride (mg/L) | - | 250 | Argentometric Titration |
| 14 | | Total Hardness (mg/L as CaCO ₃) | 196 | 500 | EDTA Titrimetric |
| 15 | | Calcium Hardness (mg/L) | 88 | 200 | EDTA Titrimetric |
| 16 | | Residual Chlorine (mg/L) | - | 0.1-0.5* | Chlorine Comparator |
| 17 | Microbiological | Faecal coliform <i>E.coli</i> (CFU/100 ml) | 0 | 0 | Membrane Filtration |

* These values show lower and upper limits.

() Values in parentheses refer the acceptable values only when alternative is not available.


Note: - The entire test was conducted as per the National Drinking Water Quality Standard 2079 BS

TNTC: Too Numerous to Count

The Result Valid for submitted sample only

.....
Analyzed By:

Chemist



Government of Nepal
Ministry of Water Supply
Department of Water Supply and Sewerage Management
Federal Water Supply and Sewerage Management Project
Water Quality Testing Laboratory
Bharatpur, Chitawan

WATER QUALITY TEST REPORT

Name of Client:-**Bharatpur Water Supply Management Board**

Sample Code:- WL-BMB-V/081-82

Sampled By:- Client

Date of Collection:- 2081/07/09

Source of Sample:- Deep Boring(Well-10)

Date of Completion:-2081/10/07

Type of Sample:Drinking Water

Location:- Board Office,Bharatpur,Chitwan

| S.No. | Category | Parameters | Observed Values | NDWQS, 2079 BS | Analyzed Methods |
|-------|-----------------|---|-----------------|-------------------|---------------------------------|
| 1 | Physical | Turbidity (NTU) | 0.5 | 5 | Nephelometric |
| 2 | | Temp. °c | - | - | Thermometric |
| 3 | | pH | 7.53 | 6.5 - 8.5 * | Electrometric |
| 4 | | Taste and Odor | - | Non-objectionable | - |
| 5 | | TDS (mg/L) | 480 | 1000 | Instrumental |
| 6 | | Electrical Conductivity (µs/cm) | 720 | 1500 | Instrumental |
| 7 | Chemical | Iron (mg/L) | ND | 0.3 (3) | Phenanthroline method |
| 8 | | Manganese (mg/L) | 0.02 | 0.2 | Persulfate method |
| 9 | | Arsenic (mg/L) | <0.01 | 0.05 | Digital Arsenator |
| 10 | | Ammonia (mg/L) | 0.19 | 1.5 | Nesslerization |
| 11 | | Nitrate (mg/L) | 20.2 | 50 | UV Spectrophotometric Screening |
| 12 | | Fluoride (mg/L) | - | 0.5-1.5* | SPADNS Colourimetric |
| 13 | | Chloride (mg/L) | - | 250 | Argentometric Titration |
| 14 | | Total Hardness (mg/L as CaCO ₃) | 320 | 500 | EDTA Titrimetric |
| 15 | | Calcium Hardness (mg/L) | 128 | 200 | EDTA Titrimetric |
| 16 | | Residual Chlorine (mg/L) | - | 0.1-0.5* | Chlorine Comparator |
| 17 | Microbiological | Faecal coliform <i>E.coli</i> (CFU/100 ml) | 0 | 0 | Membrane Filtration |

* These values show lower and upper limits.

() Values in parentheses refer the acceptable values only when alternative is not available.


Note: - The entire test was conducted as per the National Drinking Water Quality Standard 2079 BS

TNTC: Too Numerous to Count

The Result Valid for submitted sample only

.....
Analyzed By:

Chemist



Government of Nepal
Ministry of Water Supply
Department of Water Supply and Sewerage Management
Federal Water Supply and Sewerage Management Project
Water Quality Testing Laboratory
Bharatpur, Chitawan

WATER QUALITY TEST REPORT

Name of Client:-**Bharatpur Water Supply Management Board**

Sample Code:- WL-BMB-VI/081-82

Sampled By:- Client

Source of Sample:- Deep Boring(Well-11)

Type of Sample:Drinking Water

Location:- Board Office,Bharatpur,Chitwan

Date of Collection:- 2081/07/09

Date of Completion:-2081/10/07

| S.No. | Category | Parameters | Observed Values | NDWQS, 2079 BS | Analyzed Methods |
|-------|-----------------|---|-----------------|-------------------|---------------------------------|
| 1 | Physical | Turbidity (NTU) | 0.8 | 5 | Nephelometric |
| 2 | | Temp. °c | - | - | Thermometric |
| 3 | | pH | 7.63 | 6.5 - 8.5 * | Electrometric |
| 4 | | Taste and Odor | - | Non-objectionable | - |
| 5 | | TDS (mg/L) | 311 | 1000 | Instrumental |
| 6 | | Electrical Conductivity (µs/cm) | 467 | 1500 | Instrumental |
| 7 | Chemical | Iron (mg/L) | ND | 0.3 (3) | Phenanthroline method |
| 8 | | Manganese (mg/L) | 0.013 | 0.2 | Persulfate method |
| 9 | | Arsenic (mg/L) | <0.01 | 0.05 | Digital Arsenator |
| 10 | | Ammonia (mg/L) | <0.1 | 1.5 | Nesslerization |
| 11 | | Nitrate (mg/L) | 8.2 | 50 | UV Spectrophotometric Screening |
| 12 | | Fluoride (mg/L) | - | 0.5-1.5* | SPADNS Colourimetric |
| 13 | | Chloride (mg/L) | - | 250 | Argentometric Titration |
| 14 | | Total Hardness (mg/L as CaCO ₃) | 220 | 500 | EDTA Titrimetric |
| 15 | | Calcium Hardness (mg/L) | 102 | 200 | EDTA Titrimetric |
| 16 | | Residual Chlorine (mg/L) | - | 0.1-0.5* | Chlorine Comparator |
| 17 | Microbiological | Faecal coliform <i>E.coli</i> (CFU/100 ml) | 0 | 0 | Membrane Filtration |

* These values show lower and upper limits.

() Values in parentheses refer the acceptable values only when alternative is not available.

Note: - The entire test was conducted as per the National Drinking Water Quality Standard 2079 BS

TNTC: Too Numerous to Count

The Result Valid for submitted sample only

.....
Analyzed By:

Hee
Chemist



WATER QUALITY TEST REPORT

Name of Client:-**Bharatpur Water Supply Management Board**

Sample Code:- WL-BMB-VII/081-82

Sampled By:- Client

Date of Collection:- 2081/07/09

Source of Sample:- Deep Boring(Well-12)

Date of Completion:-2081/10/07

Type of Sample:Drinking Water

Location:- Board Office,Bharatpur,Chitwan

| S.No. | Category | Parameters | Observed Values | NDWQS, 2079 BS | Analyzed Methods |
|-------|-----------------|---|-----------------|-------------------|---------------------------------|
| 1 | Physical | Turbidity (NTU) | 0.7 | 5 | Nephelometric |
| 2 | | Temp. °c | - | - | Thermometric |
| 3 | | pH | 7.69 | 6.5 - 8.5 * | Electrometric |
| 4 | | Taste and Odor | - | Non-objectionable | - |
| 5 | | TDS (mg/L) | 400 | 1000 | Instrumental |
| 6 | | Electrical Conductivity (µs/cm) | 601 | 1500 | Instrumental |
| 7 | Chemical | Iron (mg/L) | ND | 0.3 (3) | Phenanthroline method |
| 8 | | Manganese (mg/L) | 0,013 | 0.2 | Persulfate method |
| 9 | | Arsenic (mg/L) | <0.01 | 0.05 | Digital Arsenator |
| 10 | | Ammonia (mg/L) | 0.07 | 1.5 | Nesslerization |
| 11 | | Nitrate (mg/L) | 8.5 | 50 | UV Spectrophotometric Screening |
| 12 | | Fluoride (mg/L) | - | 0.5-1.5* | SPADNS Colourimetric |
| 13 | | Chloride (mg/L) | - | 250 | Argentometric Titration |
| 14 | | Total Hardness (mg/L as CaCO ₃) | 272 | 500 | EDTA Titrimetric |
| 15 | | Calcium Hardness (mg/L) | 124 | 200 | EDTA Titrimetric |
| 16 | | Residual Chlorine (mg/L) | - | 0.1-0.5* | Chlorine Comparator |
| 17 | Microbiological | Faecal coliform <i>E.coli</i> (CFU/100 ml) | 0 | 0 | Membrane Filtration |

* These values show lower and upper limits.

() Values in parentheses refer the acceptable values only when alternative is not available.


Note: - The entire test was conducted as per the National Drinking Water Quality Standard 2079 BS

TNTC:Too Numerous to Count

The Result Valid for submitted sample only

.....
Analyzed By:

Chemist



Government of Nepal
Ministry of Water Supply
Department of Water Supply and Sewerage Management
Federal Water Supply and Sewerage Management Project
Water Quality Testing Laboratory
Bharatpur, Chitawan

WATER QUALITY TEST REPORT

Name of Client:-**Bharatpur Water Supply Management Board**

Sample Code:- WL-BMB-VIII/081-82

Sampled By:- Client

Source of Sample:- Deep Boring(Well-13)

Type of Sample:Drinking Water

Location:- Board Office,Bharatpur,Chitwan

Date of Collection:- 2081/07/09

Date of Completion:-2081/10/07

| S.No. | Category | Parameters | Observed Values | NDWQS, 2079 BS | Analyzed Methods |
|-------|-----------------|---|-----------------|-------------------|---------------------------------|
| 1 | Physical | Turbidity (NTU) | 0.5 | 5 | Nephelometric |
| 2 | | Temp. °c | - | - | Thermometric |
| 3 | | pH | 7.45 | 6.5 - 8.5 * | Electrometric |
| 4 | | Taste and Odor | - | Non-objectionable | - |
| 5 | | TDS (mg/L) | 182 | 1000 | Instrumental |
| 6 | | Electrical Conductivity (µs/cm) | 273 | 1500 | Instrumental |
| 7 | Chemical | Iron (mg/L) | ND | 0.3 (3) | Phenanthroline method |
| 8 | | Manganese (mg/L) | 0.014 | 0.2 | Persulfate method |
| 9 | | Arsenic (mg/L) | <0.01 | 0.05 | Digital Arsenator |
| 10 | | Ammonia (mg/L) | <0.1 | 1.5 | Nesslerization |
| 11 | | Nitrate (mg/L) | 9.2 | 50 | UV Spectrophotometric Screening |
| 12 | | Fluoride (mg/L) | - | 0.5-1.5* | SPADNS Colourimetric |
| 13 | | Chloride (mg/L) | - | 250 | Argentometric Titration |
| 14 | | Total Hardness (mg/L as CaCO ₃) | 140 | 500 | EDTA Titrimetric |
| 15 | | Calcium Hardness (mg/L) | 70 | 200 | EDTA Titrimetric |
| 16 | | Residual Chlorine (mg/L) | - | 0.1-0.5* | Chlorine Comparator |
| 17 | Microbiological | Faecal coliform <i>E.coli</i> (CFU/100 ml) | 0 | 0 | Membrane Filtration |

* These values show lower and upper limits.

() Values in parentheses refer the acceptable values only when alternative is not available.

Note: - The entire test was conducted as per the National Drinking Water Quality Standard 2079 BS

TNTC:Too Numerous to Count

The Result Valid for submitted sample only

.....
Analyzed By:

Chemist



Government of Nepal
Ministry of Water Supply
Department of Water Supply and Sewerage Management
Federal Water Supply and Sewerage Management Project
Water Quality Testing Laboratory
Bharatpur, Chitawan

WATER QUALITY TEST REPORT

Name of Client:-**Bharatpur Water Supply Management Board**

Sample Code:- WL-BMB-IX/081-82

Sampled By:- Client

Source of Sample:- Deep Boring(Well-14)

Type of Sample:Drinking Water

Location:- Board Office,Bharatpur,Chitwan

Date of Collection:- 2081/07/09

Date of Completion:-2081/10/07

| S.No. | Category | Parameters | Observed Values | NDWQS, 2079 BS | Analyzed Methods |
|-------|-----------------|---|-----------------|-------------------|---------------------------------|
| 1 | Physical | Turbidity (NTU) | 0.5 | 5 | Nephelometric |
| 2 | | Temp. °c | - | - | Thermometric |
| 3 | | pH | 7.13 | 6.5 - 8.5 * | Electrometric |
| 4 | | Taste and Odor | - | Non-objectionable | - |
| 5 | | TDS (mg/L) | 237 | 1000 | Instrumental |
| 6 | | Electrical Conductivity (µs/cm) | 355 | 1500 | Instrumental |
| 7 | Chemical | Iron (mg/L) | ND | 0.3 (3) | Phenanthroline method |
| 8 | | Manganese (mg/L) | 0.014 | 0.2 | Persulfate method |
| 9 | | Arsenic (mg/L) | <0.01 | 0.05 | Digital Arsenator |
| 10 | | Ammonia (mg/L) | <0.1 | 1.5 | Nesslerization |
| 11 | | Nitrate (mg/L) | 5.1 | 50 | UV Spectrophotometric Screening |
| 12 | | Fluoride (mg/L) | - | 0.5-1.5* | SPADNS Colourimetric |
| 13 | | Chloride (mg/L) | - | 250 | Argentometric Titration |
| 14 | | Total Hardness (mg/L as CaCO ₃) | 140 | 500 | EDTA Titrimetric |
| 15 | | Calcium Hardness (mg/L) | 65 | 200 | EDTA Titrimetric |
| 16 | | Residual Chlorine (mg/L) | - | 0.1-0.5* | Chlorine Comparator |
| 17 | Microbiological | Faecal coliform <i>E.coli</i> (CFU/100 ml) | 0 | 0 | Membrane Filtration |

* These values show lower and upper limits.

() Values in parentheses refer the acceptable values only when alternative is not available.


Note: - The entire test was conducted as per the National Drinking Water Quality Standard 2079 BS

TNTC: Too Numerous to Count

The Result Valid for submitted sample only

.....
Analyzed By:

[Signature]
Chemist



Government of Nepal
Ministry of Water Supply

Department of Water Supply and Sewerage Management
Federal Water Supply and Sewerage Management Project

Water Quality Testing Laboratory
Bharatpur, Chitawan

WATER QUALITY TEST REPORT

Name of Client:-**Bharatpur Water Supply Management Board**

Sample Code:- WL-BMB-X/081-82

Sampled By:- Client

Source of Sample:- Deep Boring(Well-15)

Type of Sample:Drinking Water

Location:- Board Office,Bharatpur,Chitwan

Date of Collection:- 2081/07/09

Date of Completion:-2081/10/07

| S.No. | Category | Parameters | Observed Values | NDWQS, 2079 BS | Analyzed Methods |
|-------|-----------------|---|-----------------|-------------------|---------------------------------|
| 1 | Physical | Turbidity (NTU) | 0.4 | 5 | Nephelometric |
| 2 | | Temp. °c | - | - | Thermometric |
| 3 | | pH | 7.01 | 6.5 - 8.5 * | Electrometric |
| 4 | | Taste and Odor | - | Non-objectionable | - |
| 5 | | TDS (mg/L) | 161 | 1000 | Instrumental |
| 6 | | Electrical Conductivity (µs/cm) | 242 | 1500 | Instrumental |
| 7 | Chemical | Iron (mg/L) | ND | 0.3 (3) | Phenanthroline method |
| 8 | | Manganese (mg/L) | 0.011 | 0.2 | Persulfate method |
| 9 | | Arsenic (mg/L) | <0.01 | 0.05 | Digital Arsenator |
| 10 | | Ammonia (mg/L) | <0.1 | 1.5 | Nesslerization |
| 11 | | Nitrate (mg/L) | 3.5 | 50 | UV Spectrophotometric Screening |
| 12 | | Fluoride (mg/L) | - | 0.5-1.5* | SPADNS Colourimetric |
| 13 | | Chloride (mg/L) | - | 250 | Argentometric Titration |
| 14 | | Total Hardness (mg/L as CaCO ₃) | 128 | 500 | EDTA Titrimetric |
| 15 | | Calcium Hardness (mg/L) | 72 | 200 | EDTA Titrimetric |
| 16 | | Residual Chlorine (mg/L) | - | 0.1-0.5* | Chlorine Comparator |
| 17 | Microbiological | Faecal coliform <i>E.coli</i> (CFU/100 ml) | 0 | 0 | Membrane Filtration |

* These values show lower and upper limits.

() Values in parentheses refer the acceptable values only when alternative is not available.

Note: - The entire test was conducted as per the National Drinking Water Quality Standard 2079 BS


TNTC:Too Numerous to Count

The Result Valid for submitted sample only

.....
Analyzed By:

Deor
Chemist




Government of Nepal
Ministry of Water Supply
Department of Water Supply and Sewerage Management
Federal Water Supply and Sewerage Management Project
Water Quality Testing Laboratory
Bharatpur, Chitawan

WATER QUALITY TEST REPORT

Name of Client:-**Bharatpur Water Supply Management Board**

Sample Code:- WL-BMB-XII/081-82

Sampled By:- Client

Source of Sample:- Deep Boring(Well-16)

Type of Sample:Drinking Water

Location:- Board Office,Bharatpur,Chitwan

Date of Collection:- 2081/07/09

Date of Completion:-2081/10/07

| S.No. | Category | Parameters | Observed Values | NDWQS, 2079 BS | Analyzed Methods |
|-------|-----------------|---|-----------------|-------------------|---------------------------------|
| 1 | Physical | Turbidity (NTU) | 0.2 | 5 | Nephelometric |
| 2 | | Temp. °c | - | - | Thermometric |
| 3 | | pH | 7.65 | 6.5 - 8.5 * | Electrometric |
| 4 | | Taste and Odor | - | Non-objectionable | - |
| 5 | | TDS (mg/L) | 450 | 1000 | Instrumental |
| 6 | | Electrical Conductivity (µs/cm) | 676 | 1500 | Instrumental |
| 7 | Chemical | Iron (mg/L) | <0.1 | 0.3 (3) | Phenanthroline method |
| 8 | | Manganese (mg/L) | 0.013 | 0.2 | Persulfate method |
| 9 | | Arsenic (mg/L) | <0.01 | 0.05 | Digital Arsenator |
| 10 | | Ammonia (mg/L) | <0.1 | 1.5 | Nesslerization |
| 11 | | Nitrate (mg/L) | 6.2 | 50 | UV Spectrophotometric Screening |
| 12 | | Fluoride (mg/L) | - | 0.5-1.5* | SPADNS Colourimetric |
| 13 | | Chloride (mg/L) | - | 250 | Argentometric Titration |
| 14 | | Total Hardness (mg/L as CaCO ₃) | 310 | 500 | EDTA Titrimetric |
| 15 | | Calcium Hardness (mg/L) | 176 | 200 | EDTA Titrimetric |
| 16 | | Residual Chlorine (mg/L) | - | 0.1-0.5* | Chlorine Comparator |
| 17 | Microbiological | Faecal coliform <i>E.coli</i> (CFU/100 ml) | 0 | 0 | Membrane Filtration |

* These values show lower and upper limits.

() Values in parentheses refer the acceptable values only when alternative is not available.

Note: - The entire test was conducted as per the National Drinking Water Quality Standard 2079 BS

TNTC:Too Numerous to Count

The Result Valid for submitted sample only

.....
Analyzed By:

Chemist



Government of Nepal
Ministry of Water Supply
Department of Water Supply and Sewerage Management
Federal water Supply and Sewerage Management Project
Water Quality Testing Laboratory
Bharatpur, Chitawan

WATER QUALITY TEST REPORT

Name of Client:-Bharatpur Water Supply Management Board

Sample Code:- WL-BMB-XIII/081-82

Sampled By:- Client

Date of Collection:- 2081/07/09

Source of Sample:- Deep Boring(Well-17)

Date of Completion:-2081/10/07

Type of Sample:Drinking Water

Location:- Board Office,Bharatpur,Chitwan

| S.No. | Category | Parameters | Observed Values | NDWQS, 2079 BS | Analyzed Methods |
|-------|-----------------|---|-----------------|-------------------|---------------------------------|
| 1 | Physical | Turbidity (NTU) | 0.8 | 5 | Nephelometric |
| 2 | | Temp. °c | - | - | Thermometric |
| 3 | | pH | 7.56 | 6.5 - 8.5 * | Electrometric |
| 4 | | Taste and Odor | - | Non-objectionable | - |
| 5 | | TDS (mg/L) | 454 | 1000 | Instrumental |
| 6 | | Electrical Conductivity (µs/cm) | 681 | 1500 | Instrumental |
| 7 | Chemical | Iron (mg/L) | <0.1 | 0.3 (3) | Phenanthroline method |
| 8 | | Manganese (mg/L) | 0.014 | 0.2 | Persulfate method |
| 9 | | Arsenic (mg/L) | <0.01 | 0.05 | Digital Arsenator |
| 10 | | Ammonia (mg/L) | 0.26 | 1.5 | Nesslerization |
| 11 | | Nitrate (mg/L) | 26.5 | 50 | UV Spectrophotometric Screening |
| 12 | | Fluoride (mg/L) | - | 0.5-1.5* | SPADNS Colourimetric |
| 13 | | Chloride (mg/L) | - | 250 | Argentometric Titration |
| 14 | | Total Hardness (mg/L as CaCO ₃) | 312 | 500 | EDTA Titrimetric |
| 15 | | Calcium Hardness (mg/L) | 176 | 200 | EDTA Titrimetric |
| 16 | | Residual Chlorine (mg/L) | - | 0.1-0.5* | Chlorine Comparator |
| 17 | Microbiological | Faecal coliform <i>E.coli</i> (CFU/100 ml) | 0 | 0 | Membrane Filtration |

* These values show lower and upper limits.

() Values in parentheses refer the acceptable values only when alternative is not available.

Note: - The entire test was conducted as per the National Drinking Water Quality Standard 2079 BS

TNTC:Too Numerous to Count

The Result Valid for submitted sample only

.....
Analyzed By:

[Signature]
Chemist



Government of Nepal
Ministry of Water Supply
Department of Water Supply and Sewerage Management
Federal Water Supply and Sewerage Management Project
Water Quality Testing Laboratory
Bharatpur, Chitawan



WATER QUALITY TEST REPORT

Name of Client:-**Bharatpur Water Supply Management Board**

Sample Code:- WL-BMB-XXVIII/081-82

Sampled By:- Client

Date of Collection:- 2081/08/25

Source of Sample:- Deep Boring(Krishnapur KP-18)

Date of Completion:-2081/10/07

Type of Sample:Drinking Water

Location:- ,Bharatpur,Chitwan

| S.No. | Category | Parameters | Observed Values | NDWQS, 2079 BS | Analyzed Methods |
|-------|-----------------|---|-----------------|-------------------|---------------------------------|
| 1 | Physical | Turbidity (NTU) | 1.5 | 5 | Nephelometric |
| 2 | | Temp. °c | - | - | Thermometric |
| 3 | | pH | 7.83 | 6.5 - 8.5 * | Electrometric |
| 4 | | Taste and Odor | - | Non-objectionable | - |
| 5 | | TDS (mg/L) | 261 | 1000 | Instrumental |
| 6 | | Electrical Conductivity (µs/cm) | 391 | 1500 | Instrumental |
| 7 | Chemical | Iron (mg/L) | ND | 0.3 (3) | Phenanthroline method |
| 8 | | Manganese (mg/L) | <0.1 | 0.2 | Persulfate method |
| 9 | | Arsenic (mg/L) | <0.01 | 0.05 | Digital Arsenator |
| 10 | | Ammonia (mg/L) | <0.1 | 1.5 | Nesslerization |
| 11 | | Nitrate (mg/L) | 14.5 | 50 | UV Spectrophotometric Screening |
| 12 | | Fluoride (mg/L) | - | 0.5-1.5* | SPADNS Colourimetric |
| 13 | | Chloride (mg/L) | - | 250 | Argentometric Titration |
| 14 | | Total Hardness (mg/L as CaCO ₃) | 182 | 500 | EDTA Titrimetric |
| 15 | | Calcium Hardness (mg/L) | 102 | 200 | EDTA Titrimetric |
| 16 | | Residual Chlorine (mg/L) | - | 0.1-0.5* | Chlorine Comparator |
| 17 | Microbiological | Faecal coliform <i>E.coli</i> (CFU/100 ml) | 0 | 0 | Membrane Filtration |

* These values show lower and upper limits.

() Values in parentheses refer the acceptable values only when alternative is not available.


Note: - The entire test was conducted as per the National Drinking Water Quality Standard 2079 BS

TNTC:Too Numerous to Count

The Result Valid for submitted sample only

.....
Analyzed By:

Chemist



Government of Nepal
Ministry of Water Supply

Department of Water Supply and Sewerage Management
Federal Water Supply and Sewerage Management Project

Water Quality Testing Laboratory
Bharatpur, Chitawan

WATER QUALITY TEST REPORT

Name of Client:-**Bharatpur Water Supply Management Board**

Sample Code:- WL-BMB-XXIX/081-82

Sampled By:- Client

Date of Collection:- 2081/08/25

Source of Sample:- Deep Boring(Krishnapur KP-19)

Date of Completion:-2081/10/07

Type of Sample:Drinking Water

Location:- „Bharatpur,Chitwan

| S.No. | Category | Parameters | Observed Values | NDWQS, 2079 BS | Analyzed Methods |
|-------|-----------------|---|-----------------|-------------------|---------------------------------|
| 1 | Physical | Turbidity (NTU) | 1.5 | 5 | Nephelometric |
| 2 | | Temp. °c | - | - | Thermometric |
| 3 | | pH | 7.11 | 6.5 - 8.5 * | Electrometric |
| 4 | | Taste and Odor | - | Non-objectionable | - |
| 5 | | TDS (mg/L) | 312 | 1000 | Instrumental |
| 6 | | Electrical Conductivity (µs/cm) | 468 | 1500 | Instrumental |
| 7 | Chemical | Iron (mg/L) | <0.2 | 0.3 (3) | Phenanthroline method |
| 8 | | Manganese (mg/L) | <0.1 | 0.2 | Persulfate method |
| 9 | | Arsenic (mg/L) | <0.01 | 0.05 | Digital Arsenator |
| 10 | | Ammonia (mg/L) | <0.1 | 1.5 | Nesslerization |
| 11 | | Nitrate (mg/L) | 14.5 | 50 | UV Spectrophotometric Screening |
| 12 | | Fluoride (mg/L) | - | 0.5-1.5* | SPADNS Colourimetric |
| 13 | | Chloride (mg/L) | - | 250 | Argentometric Titration |
| 14 | | Total Hardness (mg/L as CaCO ₃) | 206 | 500 | EDTA Titrimetric |
| 15 | | Calcium Hardness (mg/L) | 110 | 200 | EDTA Titrimetric |
| 16 | | Residual Chlorine (mg/L) | - | 0.1-0.5* | Chlorine Comparator |
| 17 | Microbiological | Faecal coliform <i>E.coli</i> (CFU/100 ml) | 0 | 0 | Membrane Filtration |

* These values show lower and upper limits.

() Values in parentheses refer the acceptable values only when alternative is not available.


Note: - The entire test was conducted as per the National Drinking Water Quality Standard 2079 BS

TNTC:Too Numerous to Count

The Result Valid for submitted sample only

.....
Analyzed By:

[Signature]
Chemist



Government of Nepal
Ministry of Water Supply

Department of Water Supply and Sewerage Management
Federal Water Supply and Sewerage Management Project

Water Quality Testing Laboratory
Bharatpur, Chitawan

WATER QUALITY TEST REPORT

Name of Client:-**Bharatpur Water Supply Management Board**

Sample Code:- WL-BMB-XXX/081-82

Sampled By:- Client

Source of Sample:- Deep Boring(Krishnapur KP-20)

Date of Collection:- 2081/08/25

Date of Completion:-2081/10/07

Type of Sample:Drinking Water

Location:- ,Bharatpur,Chitwan

| S.No. | Category | Parameters | Observed Values | NDWQS, 2079 BS | Analyzed Methods |
|-------|-----------------|---|-----------------|-------------------|---------------------------------|
| 1 | Physical | Turbidity (NTU) | 1.0 | 5 | Nephelometric |
| 2 | | Temp. °c | - | - | Thermometric |
| 3 | | pH | 7.3 | 6.5 - 8.5 * | Electrometric |
| 4 | | Taste and Odor | - | Non-objectionable | - |
| 5 | | TDS (mg/L) | 274 | 1000 | Instrumental |
| 6 | | Electrical Conductivity (µs/cm) | 411 | 1500 | Instrumental |
| 7 | Chemical | Iron (mg/L) | <0.2 | 0.3 (3) | Phenanthroline method |
| 8 | | Manganese (mg/L) | <0.1 | 0.2 | Persulfate method |
| 9 | | Arsenic (mg/L) | <0.01 | 0.05 | Digital Arsenator |
| 10 | | Ammonia (mg/L) | <0.1 | 1.5 | Nesslerization |
| 11 | | Nitrate (mg/L) | 14.0 | 50 | UV Spectrophotometric Screening |
| 12 | | Fluoride (mg/L) | - | 0.5-1.5* | SPADNS Colourimetric |
| 13 | | Chloride (mg/L) | - | 250 | Argentometric Titration |
| 14 | | Total Hardness (mg/L as CaCO ₃) | 210 | 500 | EDTA Titrimetric |
| 15 | | Calcium Hardness (mg/L) | 126 | 200 | EDTA Titrimetric |
| 16 | | Residual Chlorine (mg/L) | - | 0.1-0.5* | Chlorine Comparator |
| 17 | Microbiological | Faecal coliform <i>E.coli</i> (CFU/100 ml) | 0 | 0 | Membrane Filtration |

* These values show lower and upper limits.

() Values in parentheses refer the acceptable values only when alternative is not available.


Note: - The entire test was conducted as per the National Drinking Water Quality Standard 2079 BS

TNTC:Too Numerous to Count

The Result Valid for submitted sample only

.....
Analyzed By:

[Signature]
Chemist



Government of Nepal
Ministry of Water Supply
Department of Water Supply and Sewerage Management
Federal Water Supply and Sewerage Management Project
Water Quality Testing Laboratory
Bharatpur, Chitawan

WATER QUALITY TEST REPORT

Name of Client:-**Bharatpur Water Supply Management Board**

Sample Code:- WL-BMB-XIV/081-82

Sampled By:- Client

Date of Collection:- 2081/07/09

Source of Sample:- Deep Boring(Well-23)

Date of Completion:-2081/10/07

Type of Sample:Drinking Water

Location:- Board Office,Bharatpur,Chitwan

| S.No. | Category | Parameters | Observed Values | NDWQS, 2079 BS | Analyzed Methods |
|-------|-----------------|---|-----------------|-------------------|---------------------------------|
| 1 | Physical | Turbidity (NTU) | 1.1 | 5 | Nephelometric |
| 2 | | Temp. °c | - | - | Thermometric |
| 3 | | pH | 7.86 | 6.5 - 8.5 * | Electrometric |
| 4 | | Taste and Odor | - | Non-objectionable | - |
| 5 | | TDS (mg/L) | 271 | 1000 | Instrumental |
| 6 | | Electrical Conductivity (µs/cm) | 407 | 1500 | Instrumental |
| 7 | Chemical | Iron (mg/L) | ND | 0.3 (3) | Phenanthroline method |
| 8 | | Manganese (mg/L) | 0.010 | 0.2 | Persulfate method |
| 9 | | Arsenic (mg/L) | <0.01 | 0.05 | Digital Arsenator |
| 10 | | Ammonia (mg/L) | 0.04 | 1.5 | Nesslerization |
| 11 | | Nitrate (mg/L) | 21 | 50 | UV Spectrophotometric Screening |
| 12 | | Fluoride (mg/L) | - | 0.5-1.5* | SPADNS Colourimetric |
| 13 | | Chloride (mg/L) | - | 250 | Argentometric Titration |
| 14 | | Total Hardness (mg/L as CaCO ₃) | 180 | 500 | EDTA Titrimetric |
| 15 | | Calcium Hardness (mg/L) | 86 | 200 | EDTA Titrimetric |
| 16 | | Residual Chlorine (mg/L) | - | 0.1-0.5* | Chlorine Comparator |
| 17 | Microbiological | Faecal coliform <i>E.coli</i> (CFU/100 ml) | 0 | 0 | Membrane Filtration |

* These values show lower and upper limits.

() Values in parentheses refer the acceptable values only when alternative is not available.

Note: - The entire test was conducted as per the National Drinking Water Quality Standard 2079 BS

TNTC:Too Numerous to Count

The Result Valid for submitted sample only

.....
Analyzed By:
Chemist



Government of Nepal
Ministry of Water Supply
Department of Water Supply and Sewerage Management
Federal water Supply and Sewerage Management Project
Water Quality Testing Laboratory
Bharatpur, Chitawan

WATER QUALITY TEST REPORT

Name of Client:-**Bharatpur Water Supply Management Board**

Sample Code:- WL-BMB-XV/081-82

Sampled By:- Client

Date of Collection:- 2081/07/09

Source of Sample:- Deep Boring(Aaptari "A" New)

Date of Completion:-2081/10/07

Type of Sample:Drinking Water

Location:- Board Office,Bharatpur,Chitwan

| S.No. | Category | Parameters | Observed Values | NDWQS, 2079 BS | Analyzed Methods |
|-------|-----------------|---|-----------------|-------------------|---------------------------------|
| 1 | Physical | Turbidity (NTU) | 0.1 | 5 | Nephelometric |
| 2 | | Temp. °c | - | - | Thermometric |
| 3 | | pH | 7.7 | 6.5 - 8.5 * | Electrometric |
| 4 | | Taste and Odor | - | Non-objectionable | - |
| 5 | | TDS (mg/L) | 142 | 1000 | Instrumental |
| 6 | | Electrical Conductivity (µs/cm) | 213 | 1500 | Instrumental |
| 7 | Chemical | Iron (mg/L) | ND | 0.3 (3) | Phenanthroline method |
| 8 | | Manganese (mg/L) | 0.013 | 0.2 | Persulfate method |
| 9 | | Arsenic (mg/L) | <0.01 | 0.05 | Digital Arsenator |
| 10 | | Ammonia (mg/L) | 0.02 | 1.5 | Nesslerization |
| 11 | | Nitrate (mg/L) | 12.2 | 50 | UV Spectrophotometric Screening |
| 12 | | Fluoride (mg/L) | - | 0.5-1.5* | SPADNS Colourimetric |
| 13 | | Chloride (mg/L) | - | 250 | Argentometric Titration |
| 14 | | Total Hardness (mg/L as CaCO ₃) | 120 | 500 | EDTA Titrimetric |
| 15 | | Calcium Hardness (mg/L) | 44 | 200 | EDTA Titrimetric |
| 16 | | Residual Chlorine (mg/L) | - | 0.1-0.5* | Chlorine Comparator |
| 17 | Microbiological | Faecal coliform <i>E.coli</i> (CFU/100 ml) | 0 | 0 | Membrane Filtration |

* These values show lower and upper limits.

() Values in parentheses refer the acceptable values only when alternative is not available.

Note: - The entire test was conducted as per the National Drinking Water Quality Standard 2079 BS

TNTC: Too Numerous to Count

The Result Valid for submitted sample only

.....
Analyzed By:

[Signature]
Chemist



Government of Nepal
Ministry of Water Supply
Department of Water Supply and Sewerage Management
Federal Water Supply and Sewerage Management Project
Water Quality Testing Laboratory
Bharatpur, Chitawan

WATER QUALITY TEST REPORT

Name of Client:-**Bharatpur Water Supply Management Board**

Sample Code:- WL-BMB-XVII/081-82

Sampled By:- Client

Source of Sample:- Deep Boring(Aaptari ,Old)

Type of Sample:Drinking Water

Location:- Board Office,Bharatpur,Chitwan

Date of Collection:- 2081/07/09

Date of Completion:-2081/10/07

| S.No. | Category | Parameters | Observed Values | NDWQS, 2079 BS | Analyzed Methods |
|-------|-----------------|---|-----------------|-------------------|---------------------------------|
| 1 | Physical | Turbidity (NTU) | 0.1 | 5 | Nephelometric |
| 2 | | Temp. °c | - | - | Thermometric |
| 3 | | pH | 7.2 | 6.5 - 8.5 * | Electrometric |
| 4 | | Taste and Odor | - | Non-objectionable | - |
| 5 | | TDS (mg/L) | 191 | 1000 | Instrumental |
| 6 | | Electrical Conductivity (µs/cm) | 287 | 1500 | Instrumental |
| 7 | Chemical | Iron (mg/L) | ND | 0.3 (3) | Phenanthroline method |
| 8 | | Manganese (mg/L) | <0.1 | 0.2 | Persulfate method |
| 9 | | Arsenic (mg/L) | <0.01 | 0.05 | Digital Arsenator |
| 10 | | Ammonia (mg/L) | 0.11 | 1.5 | Nesslerization |
| 11 | | Nitrate (mg/L) | 12.2 | 50 | UV Spectrophotometric Screening |
| 12 | | Fluoride (mg/L) | - | 0.5-1.5* | SPADNS Colourimetric |
| 13 | | Chloride (mg/L) | - | 250 | Argentometric Titration |
| 14 | | Total Hardness (mg/L as CaCO ₃) | 121 | 500 | EDTA Titrimetric |
| 15 | | Calcium Hardness (mg/L) | 65 | 200 | EDTA Titrimetric |
| 16 | | Residual Chlorine (mg/L) | - | 0.1-0.5* | Chlorine Comparator |
| 17 | Microbiological | Faecal coliform <i>E.coli</i> (CFU/100 ml) | 0 | 0 | Membrane Filtration |

* These values show lower and upper limits.

() Values in parentheses refer the acceptable values only when alternative is not available.

Note: - The entire test was conducted as per the National Drinking Water Quality Standard 2079 BS

TNTC:Too Numerous to Count

The Result Valid for submitted sample only

.....
Analyzed By:

Chemist



Government of Nepal
Ministry of Water Supply
Department of Water Supply and Sewerage Management
Federal Water Supply and Sewerage Management Project
Water Quality Testing Laboratory
Bharatpur, Chitawan

WATER QUALITY TEST REPORT

Name of Client:-Bharatpur Water Supply Management Board

Sample Code:- WL-BMB-XVIII/081-82

Sampled By:- Client

Date of Collection:- 2081/07/09

Source of Sample:- Deep Boring(Jakhadimai Corner)

Date of Completion:-2081/10/07

Type of Sample:Drinking Water

Location:- Board Office,Bharatpur,Chitwan

| S.No. | Category | Parameters | Observed Values | NDWQS, 2079 BS | Analyzed Methods |
|-------|-----------------|---|-----------------|-------------------|---------------------------------|
| 1 | Physical | Turbidity (NTU) | 0.1 | 5 | Nephelometric |
| 2 | | Temp. °c | - | - | Thermometric |
| 3 | | pH | 7.5 | 6.5 - 8.5 * | Electrometric |
| 4 | | Taste and Odor | - | Non-objectionable | - |
| 5 | | TDS (mg/L) | 128 | 1000 | Instrumental |
| 6 | | Electrical Conductivity (µs/cm) | 192 | 1500 | Instrumental |
| 7 | Chemical | Iron (mg/L) | ND | 0.3 (3) | Phenanthroline method |
| 8 | | Manganese (mg/L) | <0.1 | 0.2 | Persulfate method |
| 9 | | Arsenic (mg/L) | <0.01 | 0.05 | Digital Arsenator |
| 10 | | Ammonia (mg/L) | 0.03 | 1.5 | Nesslerization |
| 11 | | Nitrate (mg/L) | 5.2 | 50 | UV Spectrophotometric Screening |
| 12 | | Fluoride (mg/L) | - | 0.5-1.5* | SPADNS Colourimetric |
| 13 | | Chloride (mg/L) | - | 250 | Argentometric Titration |
| 14 | | Total Hardness (mg/L as CaCO ₃) | 80 | 500 | EDTA Titrimetric |
| 15 | | Calcium Hardness (mg/L) | 32 | 200 | EDTA Titrimetric |
| 16 | | Residual Chlorine (mg/L) | - | 0.1-0.5* | Chlorine Comparator |
| 17 | Microbiological | Faecal coliform <i>E.coli</i> (CFU/100 ml) | 0 | 0 | Membrane Filtration |

* These values show lower and upper limits.

() Values in parentheses refer the acceptable values only when alternative is not available.

Note: - The entire test was conducted as per the National Drinking Water Quality Standard 2079 BS

TNTC:Too Numerous to Count

The Result Valid for submitted sample only

.....
Analyzed By:
Chemist



Government of Nepal
Ministry of Water Supply
Department of Water Supply and Sewerage Management
Federal Water Supply and Sewerage Management Project
Water Quality Testing Laboratory
Bharatpur, Chitawan

WATER QUALITY TEST REPORT

Name of Client:- **Bharatpur Water Supply Management Board**

Sample Code:- WL-BMB-XIX/081-82

Sampled By:- Client

Date of Collection:- 2081/07/09

Source of Sample:- Deep Boring (सिचाइ कम्पाउण्ड)

Date of Completion:- 2081/10/07

Type of Sample: Drinking Water

Location:- Board Office, Bharatpur, Chitwan

| S.No. | Category | Parameters | Observed Values | NDWQS, 2079 BS | Analyzed Methods |
|-------|-----------------|---|-----------------|-------------------|---------------------------------|
| 1 | Physical | Turbidity (NTU) | 0.3 | 5 | Nephelometric |
| 2 | | Temp. °c | - | - | Thermometric |
| 3 | | pH | 7.1 | 6.5 - 8.5 * | Electrometric |
| 4 | | Taste and Odor | - | Non-objectionable | - |
| 5 | | TDS (mg/L) | 340 | 1000 | Instrumental |
| 6 | | Electrical Conductivity (µs/cm) | 510 | 1500 | Instrumental |
| 7 | Chemical | Iron (mg/L) | ND | 0.3 (3) | Phenanthroline method |
| 8 | | Manganese (mg/L) | <0.1 | 0.2 | Persulfate method |
| 9 | | Arsenic (mg/L) | <0.01 | 0.05 | Digital Arsenator |
| 10 | | Ammonia (mg/L) | 0.15 | 1.5 | Nesslerization |
| 11 | | Nitrate (mg/L) | 8.2 | 50 | UV Spectrophotometric Screening |
| 12 | | Fluoride (mg/L) | - | 0.5-1.5* | SPADNS Colourimetric |
| 13 | | Chloride (mg/L) | - | 250 | Argentometric Titration |
| 14 | | Total Hardness (mg/L as CaCO ₃) | 228 | 500 | EDTA Titrimetric |
| 15 | | Calcium Hardness (mg/L) | 112 | 200 | EDTA Titrimetric |
| 16 | | Residual Chlorine (mg/L) | - | 0.1-0.5* | Chlorine Comparator |
| 17 | Microbiological | Faecal coliform <i>E.coli</i> (CFU/100 ml) | 0 | 0 | Membrane Filtration |

* These values show lower and upper limits.

() Values in parentheses refer the acceptable values only when alternative is not available.

Note: - The entire test was conducted as per the National Drinking Water Quality Standard 2079 BS

TNTC: Too Numerous to Count

The Result Valid for submitted sample only

.....
Analyzed By:
Chemist



Government of Nepal
Ministry of Water Supply
Department of Water Supply and Sewerage Management
Federal Water Supply and Sewerage Management Project
Water Quality Testing Laboratory
Bharatpur, Chitawan

WATER QUALITY TEST REPORT

Name of Client:-**Bharatpur Water Supply Management Board**

Sample Code:- WL-BMB-XX/081-82

Sampled By:- Client

Source of Sample:- Deep Boring(**Devnagar Well**)

Type of Sample:Drinking Water

Location:- Board Office,Bharatpur,Chitwan

Date of Collection:- 2081/07/09

Date of Completion:-2081/10/07

| S.No. | Category | Parameters | Observed Values | NDWQS, 2079 BS | Analyzed Methods |
|-------|-----------------|---|-----------------|-------------------|---------------------------------|
| 1 | Physical | Turbidity (NTU) | 0.2 | 5 | Nephelometric |
| 2 | | Temp. °c | - | - | Thermometric |
| 3 | | pH | 7.3 | 6.5 - 8.5 * | Electrometric |
| 4 | | Taste and Odor | - | Non-objectionable | - |
| 5 | | TDS (mg/L) | 180 | 1000 | Instrumental |
| 6 | | Electrical Conductivity (µs/cm) | 271 | 1500 | Instrumental |
| 7 | Chemical | Iron (mg/L) | 0.3 | 0.3 (3) | Phenanthroline method |
| 8 | | Manganese (mg/L) | <0.1 | 0.2 | Persulfate method |
| 9 | | Arsenic (mg/L) | <0.01 | 0.05 | Digital Arsenator |
| 10 | | Ammonia (mg/L) | <0.1 | 1.5 | Nesslerization |
| 11 | | Nitrate (mg/L) | 8.2 | 50 | UV Spectrophotometric Screening |
| 12 | | Fluoride (mg/L) | - | 0.5-1.5* | SPADNS Colourimetric |
| 13 | | Chloride (mg/L) | - | 250 | Argentometric Titration |
| 14 | | Total Hardness (mg/L as CaCO ₃) | 140 | 500 | EDTA Titrimetric |
| 15 | | Calcium Hardness (mg/L) | 76 | 200 | EDTA Titrimetric |
| 16 | | Residual Chlorine (mg/L) | - | 0.1-0.5* | Chlorine Comparator |
| 17 | Microbiological | Faecal coliform <i>E.coli</i> (CFU/100 ml) | 0 | 0 | Membrane Filtration |

* These values show lower and upper limits.

() Values in parentheses refer the acceptable values only when alternative is not available.

Note: - The entire test was conducted as per the National Drinking Water Quality Standard 2079 BS

TNTC: Too Numerous to Count

The Result Valid for submitted sample only

.....
Analyzed By:

[Signature]
Chemist



Government of Nepal
Ministry of Water Supply
Department of Water Supply and Sewerage Management
Federal Water Supply and Sewerage Management Project
Water Quality Testing Laboratory
Bharatpur, Chitwan

WATER QUALITY TEST REPORT

Name of Client:-**Bharatpur Water Supply Management Board**

Sample Code:- WL-BMB-XXI/081-82

Sampled By:- Client

Date of Collection:- 2081/07/09

Source of Sample:- Deep Boring(Patihani)

Date of Completion:-2081/10/07

Type of Sample:Drinking Water

Location:- Board Office,Bharatpur,Chitwan

| S.No. | Category | Parameters | Observed Values | NDWQS, 2079 BS | Analyzed Methods |
|-------|-----------------|---|-----------------|-------------------|---------------------------------|
| 1 | Physical | Turbidity (NTU) | 0.1 | 5 | Nephelometric |
| 2 | | Temp. °c | - | - | Thermometric |
| 3 | | pH | 7.15 | 6.5 - 8.5 * | Electrometric |
| 4 | | Taste and Odor | - | Non-objectionable | - |
| 5 | | TDS (mg/L) | 160 | 1000 | Instrumental |
| 6 | | Electrical Conductivity (µs/cm) | 241 | 1500 | Instrumental |
| 7 | Chemical | Iron (mg/L) | ND | 0.3 (3) | Phenanthroline method |
| 8 | | Manganese (mg/L) | <0.1 | 0.2 | Persulfate method |
| 9 | | Arsenic (mg/L) | <0.01 | 0.05 | Digital Arsenator |
| 10 | | Ammonia (mg/L) | <0.1 | 1.5 | Nesslerization |
| 11 | | Nitrate (mg/L) | 5.5 | 50 | UV Spectrophotometric Screening |
| 12 | | Fluoride (mg/L) | - | 0.5-1.5* | SPADNS Colourimetric |
| 13 | | Chloride (mg/L) | - | 250 | Argentometric Titration |
| 14 | | Total Hardness (mg/L as CaCO ₃) | 128 | 500 | EDTA Titrimetric |
| 15 | | Calcium Hardness (mg/L) | 82 | 200 | EDTA Titrimetric |
| 16 | | Residual Chlorine (mg/L) | - | 0.1-0.5* | Chlorine Comparator |
| 17 | Microbiological | Faecal coliform <i>E.coli</i> (CFU/100 ml) | 0 | 0 | Membrane Filtration |

* These values show lower and upper limits.

() Values in parentheses refer the acceptable values only when alternative is not available.

Note: - The entire test was conducted as per the National Drinking Water Quality Standard 2079 BS

TNTC: Too Numerous to Count

The Result Valid for submitted sample only

.....
Analyzed By:

[Signature]
Chemist



Government of Nepal
Ministry of Water Supply
Department of Water Supply and Sewerage Management
Federal Water Supply and Sewerage Management Project
Water Quality Testing Laboratory
Bharatpur, Chitawan

WATER QUALITY TEST REPORT

Name of Client:-**Bharatpur Water Supply Management Board**

Sample Code:- WL-BMB-XXII/081-82

Sampled By:- Client

Date of Collection:- 2081/07/09

Source of Sample:- Deep Boring(Gitanagar)

Date of Completion:-2081/10/07

Type of Sample:Drinking Water

Location:- Board Office,Bharatpur,Chitwan

| S.No. | Category | Parameters | Observed Values | NDWQS, 2079 BS | Analyzed Methods |
|-------|-----------------|---|-----------------|-------------------|---------------------------------|
| 1 | Physical | Turbidity (NTU) | 1.4 | 5 | Nephelometric |
| 2 | | Temp. °c | - | - | Thermometric |
| 3 | | pH | 7.25 | 6.5 - 8.5 * | Electrometric |
| 4 | | Taste and Odor | - | Non-objectionable | - |
| 5 | | TDS (mg/L) | 143 | 1000 | Instrumental |
| 6 | | Electrical Conductivity (µs/cm) | 215 | 1500 | Instrumental |
| 7 | Chemical | Iron (mg/L) | ND | 0.3 (3) | Phenanthroline method |
| 8 | | Manganese (mg/L) | 0.013 | 0.2 | Persulfate method |
| 9 | | Arsenic (mg/L) | <0.01 | 0.05 | Digital Arsenator |
| 10 | | Ammonia (mg/L) | <0.1 | 1.5 | Nesslerization |
| 11 | | Nitrate (mg/L) | 6.5 | 50 | UV Spectrophotometric Screening |
| 12 | | Fluoride (mg/L) | - | 0.5-1.5* | SPADNS Colourimetric |
| 13 | | Chloride (mg/L) | - | 250 | Argentometric Titration |
| 14 | | Total Hardness (mg/L as CaCO ₃) | 114 | 500 | EDTA Titrimetric |
| 15 | | Calcium Hardness (mg/L) | 70 | 200 | EDTA Titrimetric |
| 16 | | Residual Chlorine (mg/L) | - | 0.1-0.5* | Chlorine Comparator |
| 17 | Microbiological | Faecal coliform <i>E.coli</i> (CFU/100 ml) | 0 | 0 | Membrane Filtration |

* These values show lower and upper limits.

() Values in parentheses refer the acceptable values only when alternative is not available.

Note: - The entire test was conducted as per the National Drinking Water Quality Standard 2079 BS

TNTC:Too Numerous to Count

The Result Valid for submitted sample only

Analyzed By:

[Signature]
Chemist



Government of Nepal
Ministry of Water Supply
Department of Water Supply and Sewerage Management
Federal water Supply and Sewerage Management Project
Water Quality Testing Laboratory
Bharatpur, Chitawan



WATER QUALITY TEST REPORT

Name of Client:-**Bharatpur Water Supply Management Board**

Sample Code:- WL-BMB-XXIII/081-82

Sampled By:- Client

Date of Collection:- 2081/07/09

Source of Sample:- Deep Boring(Ujjwalnagar)

Date of Completion:-2081/10/07

Type of Sample:Drinking Water

Location:- Board Office,Bharatpur,Chitwan

| S.No. | Category | Parameters | Observed Values | NDWQS, 2079 BS | Analyzed Methods |
|-------|-----------------|---|-----------------|-------------------|---------------------------------|
| 1 | Physical | Turbidity (NTU) | 0.4 | 5 | Nephelometric |
| 2 | | Temp. °c | - | - | Thermometric |
| 3 | | pH | 7.15 | 6.5 - 8.5 * | Electrometric |
| 4 | | Taste and Odor | - | Non-objectionable | - |
| 5 | | TDS (mg/L) | 185 | 1000 | Instrumental |
| 6 | | Electrical Conductivity (µs/cm) | 278 | 1500 | Instrumental |
| 7 | Chemical | Iron (mg/L) | 0.23 | 0.3 (3) | Phenanthroline method |
| 8 | | Manganese (mg/L) | <0.1 | 0.2 | Persulfate method |
| 9 | | Arsenic (mg/L) | 0.012 | 0.05 | Digital Arsenator |
| 10 | | Ammonia (mg/L) | <0.1 | 1.5 | Nesslerization |
| 11 | | Nitrate (mg/L) | 5.5 | 50 | UV Spectrophotometric Screening |
| 12 | | Fluoride (mg/L) | - | 0.5-1.5* | SPADNS Colourimetric |
| 13 | | Chloride (mg/L) | - | 250 | Argentometric Titration |
| 14 | | Total Hardness (mg/L as CaCO ₃) | 160 | 500 | EDTA Titrimetric |
| 15 | | Calcium Hardness (mg/L) | 92 | 200 | EDTA Titrimetric |
| 16 | | Residual Chlorine (mg/L) | - | 0.1-0.5* | Chlorine Comparator |
| 17 | Microbiological | Faecal coliform <i>E.coli</i> (CFU/100 ml) | 0 | 0 | Membrane Filtration |

* These values show lower and upper limits.

() Values in parentheses refer the acceptable values only when alternative is not available.

Note: - The entire test was conducted as per the National Drinking Water Quality Standard 2079 BS

TNTC:Too Numerous to Count

The Result Valid for submitted sample only

.....
Analyzed By:

[Signature]
Chemist



Government of Nepal
Ministry of Water Supply
Department of Water Supply and Sewerage Management
Federal Water Supply and Sewerage Management Project
Water Quality Testing Laboratory
Bharatpur, Chitwan



WATER QUALITY TEST REPORT

Name of Client:-**Bharatpur Water Supply Management Board**

Sample Code:- WL-BMB-XXIV/081-82

Sampled By:- Client

Source of Sample:- Deep Boring(**Gauriganj**)

Type of Sample:Drinking Water

Location:- ,Bharatpur,Chitwan

Date of Collection:- 2081/08/25

Date of Completion:-2081/10/07

| S.No. | Category | Parameters | Observed Values | NDWQS, 2079 BS | Analyzed Methods |
|-------|-----------------|---|-----------------|-------------------|---------------------------------|
| 1 | Physical | Turbidity (NTU) | 0.6 | 5 | Nephelometric |
| 2 | | Temp. °c | - | - | Thermometric |
| 3 | | pH | 7.49 | 6.5 - 8.5 * | Electrometric |
| 4 | | Taste and Odor | - | Non-objectionable | - |
| 5 | | TDS (mg/L) | 189 | 1000 | Instrumental |
| 6 | | Electrical Conductivity (µs/cm) | 284 | 1500 | Instrumental |
| 7 | Chemical | Iron (mg/L) | ND | 0.3 (3) | Phenanthroline method |
| 8 | | Manganese (mg/L) | <0.1 | 0.2 | Persulfate method |
| 9 | | Arsenic (mg/L) | <0.01 | 0.05 | Digital Arsenator |
| 10 | | Ammonia (mg/L) | <0.1 | 1.5 | Nesslerization |
| 11 | | Nitrate (mg/L) | 21.2 | 50 | UV Spectrophotometric Screening |
| 12 | | Fluoride (mg/L) | - | 0.5-1.5* | SPADNS Colourimetric |
| 13 | | Chloride (mg/L) | - | 250 | Argentometric Titration |
| 14 | | Total Hardness (mg/L as CaCO ₃) | 142 | 500 | EDTA Titrimetric |
| 15 | | Calcium Hardness (mg/L) | 77 | 200 | EDTA Titrimetric |
| 16 | | Residual Chlorine (mg/L) | - | 0.1-0.5* | Chlorine Comparator |
| 17 | Microbiological | Faecal coliform <i>E.coli</i> (CFU/100 ml) | 0 | 0 | Membrane Filtration |

* These values show lower and upper limits.

() Values in parentheses refer the acceptable values only when alternative is not available.

Note: - The entire test was conducted as per the National Drinking Water Quality Standard 2079 BS

TNTC:Too Numerous to Count

The Result Valid for submitted sample only

.....
Analyzed By:

[Signature]
Chemist



Government of Nepal
Ministry of Water Supply
Department of Water Supply and Sewerage Management
Federal water Supply and Sewerage Management Project
Water Quality Testing Laboratory
Bharatpur, Chitwan



WATER QUALITY TEST REPORT

Name of Client:-**Bharatpur Water Supply Management Board**

Sample Code:- WL-BMB-XXV/081-82

Sampled By:- Client

Source of Sample:- Deep Boring(Laxmipur)

Type of Sample:Drinking Water

Location:- ,Bharatpur,Chitwan

Date of Collection:- 2081/08/25

Date of Completion:-2081/10/07

| S.No. | Category | Parameters | Observed Values | NDWQS, 2079 BS | Analyzed Methods |
|-------|-----------------|---|-----------------|-------------------|---------------------------------|
| 1 | Physical | Turbidity (NTU) | 0.6 | 5 | Nephelometric |
| 2 | | Temp. °c | - | - | Thermometric |
| 3 | | pH | 7.21 | 6.5 - 8.5 * | Electrometric |
| 4 | | Taste and Odor | - | Non-objectionable | - |
| 5 | | TDS (mg/L) | 205 | 1000 | Instrumental |
| 6 | | Electrical Conductivity (µs/cm) | 308 | 1500 | Instrumental |
| 7 | Chemical | Iron (mg/L) | ND | 0.3 (3) | Phenanthroline method |
| 8 | | Manganese (mg/L) | <0.1 | 0.2 | Persulfate method |
| 9 | | Arsenic (mg/L) | <0.01 | 0.05 | Digital Arsenator |
| 10 | | Ammonia (mg/L) | <0.1 | 1.5 | Nesslerization |
| 11 | | Nitrate (mg/L) | 10.2 | 50 | UV Spectrophotometric Screening |
| 12 | | Fluoride (mg/L) | - | 0.5-1.5* | SPADNS Colourimetric |
| 13 | | Chloride (mg/L) | - | 250 | Argentometric Titration |
| 14 | | Total Hardness (mg/L as CaCO ₃) | 166 | 500 | EDTA Titrimetric |
| 15 | | Calcium Hardness (mg/L) | 87 | 200 | EDTA Titrimetric |
| 16 | | Residual Chlorine (mg/L) | - | 0.1-0.5* | Chlorine Comparator |
| 17 | Microbiological | Faecal coliform <i>E.coli</i> (CFU/100 ml) | 0 | 0 | Membrane Filtration |

* These values show lower and upper limits.

() Values in parentheses refer the acceptable values only when alternative is not available.

Note: - The entire test was conducted as per the National Drinking Water Quality Standard 2079 BS

TNTC:Too Numerous to Count

The Result Valid for submitted sample only

.....
Analyzed By:

Heor
Chemist



Government of Nepal
Ministry of Water Supply
Department of Water Supply and Sewerage Management
Federal Water Supply and Sewerage Management Project
Water Quality Testing Laboratory
Bharatpur, Chitawan



WATER QUALITY TEST REPORT

Name of Client:-**Bharatpur Water Supply Management Board**

Sample Code:- WL-BMB-XXVI/081-82

Sampled By:- Client

Date of Collection:- 2081/08/25

Source of Sample:- Deep Boring(**Mangalpur Pump Station**)

Date of Completion:-2081/10/07

Type of Sample:Drinking Water

Location:- ,Bharatpur,Chitwan

| S.No. | Category | Parameters | Observed Values | NDWQS, 2079 BS | Analyzed Methods |
|-------|-----------------|---|-----------------|-------------------|---------------------------------|
| 1 | Physical | Turbidity (NTU) | 0.8 | 5 | Nephelometric |
| 2 | | Temp. °c | - | - | Thermometric |
| 3 | | pH | 6.8 | 6.5 - 8.5 * | Electrometric |
| 4 | | Taste and Odor | - | Non-objectionable | - |
| 5 | | TDS (mg/L) | 207 | 1000 | Instrumental |
| 6 | | Electrical Conductivity (µs/cm) | 310 | 1500 | Instrumental |
| 7 | Chemical | Iron (mg/L) | 1.0 | 0.3 (3) | Phenanthroline method |
| 8 | | Manganese (mg/L) | <0.1 | 0.2 | Persulfate method |
| 9 | | Arsenic (mg/L) | 0.006 | 0.05 | Digital Arsenator |
| 10 | | Ammonia (mg/L) | <0.1 | 1.5 | Nesslerization |
| 11 | | Nitrate (mg/L) | 4.5 | 50 | UV Spectrophotometric Screening |
| 12 | | Fluoride (mg/L) | - | 0.5-1.5* | SPADNS Colourimetric |
| 13 | | Chloride (mg/L) | - | 250 | Argentometric Titration |
| 14 | | Total Hardness (mg/L as CaCO ₃) | 162 | 500 | EDTA Titrimetric |
| 15 | | Calcium Hardness (mg/L) | 80 | 200 | EDTA Titrimetric |
| 16 | | Residual Chlorine (mg/L) | - | 0.1-0.5* | Chlorine Comparator |
| 17 | Microbiological | Faecal coliform <i>E.coli</i> (CFU/100 ml) | 0 | 0 | Membrane Filtration |

* These values show lower and upper limits.

() Values in parentheses refer the acceptable values only when alternative is not available.

Note: - The entire test was conducted as per the National Drinking Water Quality Standard 2079 BS

TNTC: Too Numerous to Count

The Result Valid for submitted sample only

.....
Analyzed By:

[Signature]
Chemist



Government of Nepal
Ministry of Water Supply
Department of Water Supply and Sewerage Management
Federal Water Supply and Sewerage Management Project
Water Quality Testing Laboratory
Bharatpur, Chitawan

WATER QUALITY TEST REPORT

Name of Client:-**Bharatpur Water Supply Management Board**

Sample Code:- WL-BMB-XXVII/081-82

Sampled By:- Client

Source of Sample:- Deep Boring(**Anandpur**)

Type of Sample: Drinking Water

Location:- ,Bharatpur,Chitwan

Date of Collection:- 2081/08/25

Date of Completion:-2081/10/07

| S.No. | Category | Parameters | Observed Values | NDWQS, 2079 BS | Analyzed Methods |
|-------|-----------------|---|-----------------|-------------------|---------------------------------|
| 1 | Physical | Turbidity (NTU) | 1.2 | 5 | Nephelometric |
| 2 | | Temp. °c | - | - | Thermometric |
| 3 | | pH | 7.31 | 6.5 - 8.5 * | Electrometric |
| 4 | | Taste and Odor | - | Non-objectionable | - |
| 5 | | TDS (mg/L) | 217 | 1000 | Instrumental |
| 6 | | Electrical Conductivity (µs/cm) | 325 | 1500 | Instrumental |
| 7 | Chemical | Iron (mg/L) | 0.2 | 0.3 (3) | Phenanthroline method |
| 8 | | Manganese (mg/L) | <0.1 | 0.2 | Persulfate method |
| 9 | | Arsenic (mg/L) | <0.01 | 0.05 | Digital Arsenator |
| 10 | | Ammonia (mg/L) | 0.13 | 1.5 | Nesslerization |
| 11 | | Nitrate (mg/L) | 12.5 | 50 | UV Spectrophotometric Screening |
| 12 | | Fluoride (mg/L) | - | 0.5-1.5* | SPADNS Colourimetric |
| 13 | | Chloride (mg/L) | - | 250 | Argentometric Titration |
| 14 | | Total Hardness (mg/L as CaCO ₃) | 200 | 500 | EDTA Titrimetric |
| 15 | | Calcium Hardness (mg/L) | 110 | 200 | EDTA Titrimetric |
| 16 | | Residual Chlorine (mg/L) | - | 0.1-0.5* | Chlorine Comparator |
| 17 | Microbiological | Faecal coliform <i>E.coli</i> (CFU/100 ml) | 0 | 0 | Membrane Filtration |

* These values show lower and upper limits.

() Values in parentheses refer the acceptable values only when alternative is not available.


Note: - The entire test was conducted as per the National Drinking Water Quality Standard 2079 BS

TNTC: Too Numerous to Count

The Result Valid for submitted sample only

.....
Analyzed By:

[Signature]
Chemist



Government of Nepal
Ministry of Water Supply
Department of Water Supply and Sewerage Management
Federal water Supply and Sewerage Management Project
Water Quality Testing Laboratory
Bharatpur, Chitawan

WATER QUALITY TEST REPORT

Name of Client:-**Bharatpur Water Supply Management Board**

Sample Code:- WL-BMB-XXXII/081-82

Sampled By:- Client

Date of Collection:- 2081/10/15

Source of Sample:- Deep Boring(Namuna Tole)

Date of Completion:-2081/10/25

Type of Sample:Drinking Water

Location:- „Bharatpur,Chitwan

| S.No. | Category | Parameters | Observed Values | NDWQS, 2079 BS | Analyzed Methods |
|-------|-----------------|---|-----------------|-------------------|---------------------------------|
| 1 | Physical | Turbidity (NTU) | 0.5 | 5 | Nephelometric |
| 2 | | Temp. °c | - | - | Thermometric |
| 3 | | pH | 7.8 | 6.5 - 8.5 * | Electrometric |
| 4 | | Taste and Odor | - | Non-objectionable | - |
| 5 | | TDS (mg/L) | 256 | 1000 | Instrumental |
| 6 | | Electrical Conductivity (µs/cm) | 384 | 1500 | Instrumental |
| 7 | Chemical | Iron (mg/L) | <0.2 | 0.3 (3) | Phenanthroline method |
| 8 | | Manganese (mg/L) | <0.1 | 0.2 | Persulfate method |
| 9 | | Arsenic (mg/L) | <0.01 | 0.05 | Digital Arsenator |
| 10 | | Ammonia (mg/L) | <0.1 | 1.5 | Nesslerization |
| 11 | | Nitrate (mg/L) | 20.5 | 50 | UV Spectrophotometric Screening |
| 12 | | Fluoride (mg/L) | - | 0.5-1.5* | SPADNS Colourimetric |
| 13 | | Chloride (mg/L) | - | 250 | Argentometric Titration |
| 14 | | Total Hardness (mg/L as CaCO ₃) | 200 | 500 | EDTA Titrimetric |
| 15 | | Calcium Hardness (mg/L) | 102 | 200 | EDTA Titrimetric |
| 16 | | Residual Chlorine (mg/L) | - | 0.1-0.5* | Chlorine Comparator |
| 17 | Microbiological | Faecal coliform <i>E.coli</i> (CFU/100 ml) | 0 | 0 | Membrane Filtration |

* These values show lower and upper limits.

() Values in parentheses refer the acceptable values only when alternative is not available.


Note: - The entire test was conducted as per the National Drinking Water Quality Standard 2079 BS

TNTC:Too Numerous to Count

The Result Valid for submitted sample only

.....
Analyzed By:

Chemist



Government of Nepal
Ministry of Water Supply

Department of Water Supply and Sewerage Management

Federal Water Supply and Sewerage Management Project

Water Quality Testing Laboratory

Bharatpur, Chitawan

WATER QUALITY TEST REPORT

Name of Client:-**Bharatpur Water Supply Management Board**

Sample Code:- WL-BMB-XXXIII/081-82

Sampled By:- Client

Source of Sample:- Deep Boring(**Rose Garden**)

Type of Sample:Drinking Water

Location:- ,Bharatpur,Chitwan

Date of Collection:- 2081/10/15

Date of Completion:-2081/10/25

| S.No. | Category | Parameters | Observed Values | NDWQS, 2079 BS | Analyzed Methods |
|-------|-----------------|---|-----------------|-------------------|---------------------------------|
| 1 | Physical | Turbidity (NTU) | 0.5 | 5 | Nephelometric |
| 2 | | Temp. °c | - | - | Thermometric |
| 3 | | pH | 7.7 | 6.5 - 8.5 * | Electrometric |
| 4 | | Taste and Odor | - | Non-objectionable | - |
| 5 | | TDS (mg/L) | 210 | 1000 | Instrumental |
| 6 | | Electrical Conductivity (µs/cm) | 315 | 1500 | Instrumental |
| 7 | Chemical | Iron (mg/L) | 0.3 | 0.3 (3) | Phenanthroline method |
| 8 | | Manganese (mg/L) | <0.1 | 0.2 | Persulfate method |
| 9 | | Arsenic (mg/L) | <0.01 | 0.05 | Digital Arsenator |
| 10 | | Ammonia (mg/L) | <0.1 | 1.5 | Nesslerization |
| 11 | | Nitrate (mg/L) | 16.5 | 50 | UV Spectrophotometric Screening |
| 12 | | Fluoride (mg/L) | - | 0.5-1.5* | SPADNS Colourimetric |
| 13 | | Chloride (mg/L) | - | 250 | Argentometric Titration |
| 14 | | Total Hardness (mg/L as CaCO ₃) | 160 | 500 | EDTA Titrimetric |
| 15 | | Calcium Hardness (mg/L) | 85 | 200 | EDTA Titrimetric |
| 16 | | Residual Chlorine (mg/L) | - | 0.1-0.5* | Chlorine Comparator |
| 17 | Microbiological | Faecal coliform <i>E.coli</i> (CFU/100 ml) | 0 | 0 | Membrane Filtration |

* These values show lower and upper limits.

() Values in parentheses refer the acceptable values only when alternative is not available.


Note: - The entire test was conducted as per the National Drinking Water Quality Standard 2079 BS

TNTC:Too Numerous to Count

The Result Valid for submitted sample only

.....
Analyzed By:

[Signature]
Chemist



Government of Nepal
Ministry of Water Supply

Department of Water Supply and Sewerage Management
Federal Water Supply and Sewerage Management Project

Water Quality Testing Laboratory

Bharatpur, Chitawan

WATER QUALITY TEST REPORT

Name of Client:-**Bharatpur Water Supply Management Board**

Sample Code:- WL-BMB-XXXIV/081-82

Sampled By:- Client

Source of Sample:- Deep Boring(**Nagar Ploting**)

Type of Sample:Drinking Water

Location:- ,Bharatpur,Chitwan

Date of Collection:- 2081/10/15

Date of Completion:-2081/10/25

| S.No. | Category | Parameters | Observed Values | NDWQS, 2079 BS | Analyzed Methods |
|-------|-----------------|---|-----------------|-------------------|---------------------------------|
| 1 | Physical | Turbidity (NTU) | 0.5 | 5 | Nephelometric |
| 2 | | Temp. °c | - | - | Thermometric |
| 3 | | pH | 7.6 | 6.5 - 8.5 * | Electrometric |
| 4 | | Taste and Odor | - | Non-objectionable | - |
| 5 | | TDS (mg/L) | 174 | 1000 | Instrumental |
| 6 | | Electrical Conductivity (µs/cm) | 261.2 | 1500 | Instrumental |
| 7 | Chemical | Iron (mg/L) | <0.2 | 0.3 (3) | Phenanthroline method |
| 8 | | Manganese (mg/L) | <0.1 | 0.2 | Persulfate method |
| 9 | | Arsenic (mg/L) | 0.003 | 0.05 | Digital Arsenator |
| 10 | | Ammonia (mg/L) | <0.1 | 1.5 | Nesslerization |
| 11 | | Nitrate (mg/L) | 12.5 | 50 | UV Spectrophotometric Screening |
| 12 | | Fluoride (mg/L) | - | 0.5-1.5* | SPADNS Colourimetric |
| 13 | | Chloride (mg/L) | - | 250 | Argentometric Titration |
| 14 | | Total Hardness (mg/L as CaCO ₃) | 140 | 500 | EDTA Titrimetric |
| 15 | | Calcium Hardness (mg/L) | 76 | 200 | EDTA Titrimetric |
| 16 | | Residual Chlorine (mg/L) | - | 0.1-0.5* | Chlorine Comparator |
| 17 | Microbiological | Faecal coliform <i>E.coli</i> (CFU/100 ml) | 0 | 0 | Membrane Filtration |

* These values show lower and upper limits.

() Values in parentheses refer the acceptable values only when alternative is not available.

Note: - The entire test was conducted as per the National Drinking Water Quality Standard 2079 BS

TNTC:Too Numerous to Count

The Result Valid for submitted sample only

.....
Analyzed By:

Chemist



Government of Nepal

Ministry of Water Supply

Department of Water Supply and Sewerage Management

Federal Water Supply and Sewerage Management Project

Water Quality Testing Laboratory

Bharatpur, Chitwan

WATER QUALITY TEST REPORT

Name of Client:-**Bharatpur Water Supply Management Board**

Sample Code:- WL-BMB-XXXV/081-82

Sampled By:- Client

Source of Sample:- Deep Boring(**Sharadpur**)

Type of Sample:Drinking Water

Location:- „Bharatpur,Chitwan

Date of Collection:- 2081/10/15

Date of Completion:-2081/10/25

| S.No. | Category | Parameters | Observed Values | NDWQS, 2079 BS | Analyzed Methods |
|-------|-----------------|---|-----------------|-------------------|---------------------------------|
| 1 | Physical | Turbidity (NTU) | 0.5 | 5 | Nephelometric |
| 2 | | Temp. °c | - | - | Thermometric |
| 3 | | pH | 7.9 | 6.5 - 8.5 * | Electrometric |
| 4 | | Taste and Odor | - | Non-objectionable | - |
| 5 | | TDS (mg/L) | 261 | 1000 | Instrumental |
| 6 | | Electrical Conductivity (µs/cm) | 392 | 1500 | Instrumental |
| 7 | Chemical | Iron (mg/L) | <0.2 | 0.3 (3) | Phenanthroline method |
| 8 | | Manganese (mg/L) | <0.1 | 0.2 | Persulfate method |
| 9 | | Arsenic (mg/L) | <0.01 | 0.05 | Digital Arsenator |
| 10 | | Ammonia (mg/L) | <0.1 | 1.5 | Nesslerization |
| 11 | | Nitrate (mg/L) | 26.0 | 50 | UV Spectrophotometric Screening |
| 12 | | Fluoride (mg/L) | - | 0.5-1.5* | SPADNS Colourimetric |
| 13 | | Chloride (mg/L) | - | 250 | Argentometric Titration |
| 14 | | Total Hardness (mg/L as CaCO ₃) | 204 | 500 | EDTA Titrimetric |
| 15 | | Calcium Hardness (mg/L) | 100 | 200 | EDTA Titrimetric |
| 16 | | Residual Chlorine (mg/L) | - | 0.1-0.5* | Chlorine Comparator |
| 17 | Microbiological | Faecal coliform <i>E.coli</i> (CFU/100 ml) | 0 | 0 | Membrane Filtration |

* These values show lower and upper limits.

() Values in parentheses refer the acceptable values only when alternative is not available.

Note: - The entire test was conducted as per the National Drinking Water Quality Standard 2079 BS

TNTC:Too Numerous to Count

The Result Valid for submitted sample only

.....
Analyzed By:

Reo
Chemist



Government of Nepal
Ministry of Water Supply

Department of Water Supply and Sewerage Management
Federal water Supply and Sewerage Management Project

Water Quality Testing Laboratory
Bharatpur, Chitawan

WATER QUALITY TEST REPORT

Name of Client:-**Bharatpur Water Supply Management Board**

Sample Code:- WL-BMB-XXXVI/081-82

Sampled By:- Client

Source of Sample:- Deep Boring(Kailashnagar New)

Type of Sample:Drinking Water

Location:- ,Bharatpur,Chitwan

Date of Collection:- 2081/10/15

Date of Completion:-2081/10/25

| S.No. | Category | Parameters | Observed Values | NDWQS, 2079 BS | Analyzed Methods |
|-------|-----------------|---|-----------------|-------------------|---------------------------------|
| 1 | Physical | Turbidity (NTU) | 0.3 | 5 | Nephelometric |
| 2 | | Temp. °c | - | - | Thermometric |
| 3 | | pH | 7.2 | 6.5 - 8.5 * | Electrometric |
| 4 | | Taste and Odor | - | Non-objectionable | - |
| 5 | | TDS (mg/L) | 154.3 | 1000 | Instrumental |
| 6 | | Electrical Conductivity (µs/cm) | 231.5 | 1500 | Instrumental |
| 7 | Chemical | Iron (mg/L) | ND | 0.3 (3) | Phenanthroline method |
| 8 | | Manganese (mg/L) | <0.1 | 0.2 | Persulfate method |
| 9 | | Arsenic (mg/L) | <0.01 | 0.05 | Digital Arsenator |
| 10 | | Ammonia (mg/L) | <0.1 | 1.5 | Nesslerization |
| 11 | | Nitrate (mg/L) | 17.0 | 50 | UV Spectrophotometric Screening |
| 12 | | Fluoride (mg/L) | - | 0.5-1.5* | SPADNS Colourimetric |
| 13 | | Chloride (mg/L) | - | 250 | Argentometric Titration |
| 14 | | Total Hardness (mg/L as CaCO ₃) | 114 | 500 | EDTA Titrimetric |
| 15 | | Calcium Hardness (mg/L) | 72 | 200 | EDTA Titrimetric |
| 16 | | Residual Chlorine (mg/L) | - | 0.1-0.5* | Chlorine Comparator |
| 17 | Microbiological | Faecal coliform <i>E.coli</i> (CFU/100 ml) | 0 | 0 | Membrane Filtration |

* These values show lower and upper limits.

() Values in parentheses refer the acceptable values only when alternative is not available.


Note: - The entire test was conducted as per the National Drinking Water Quality Standard 2079 BS

TNTC:Too Numerous to Count

The Result Valid for submitted sample only

.....
Analyzed By:

[Signature]
Chemist



Government of Nepal
Ministry of Water Supply
Department of Water Supply and Sewerage Management
Federal Water Supply and Sewerage Management Project
Water Quality Testing Laboratory
Bharatpur, Chitwan

WATER QUALITY TEST REPORT

Name of Client:-**Bharatpur Water Supply Management Board**

Sample Code:- WL-BMB-XXXVII/081-82

Sampled By:- Client

Date of Collection:- 2081/10/15

Source of Sample:- Deep Boring(Torikhet)

Date of Completion:-2081/10/25

Type of Sample:Drinking Water

Location:- ,Bharatpur,Chitwan

| S.No. | Category | Parameters | Observed Values | NDWQS, 2079 BS | Analyzed Methods |
|-------|-----------------|---|-----------------|-------------------|---------------------------------|
| 1 | Physical | Turbidity (NTU) | 0.3 | 5 | Nephelometric |
| 2 | | Temp. °c | - | - | Thermometric |
| 3 | | pH | 7.6 | 6.5 - 8.5 * | Electrometric |
| 4 | | Taste and Odor | - | Non-objectionable | - |
| 5 | | TDS (mg/L) | 163.6 | 1000 | Instrumental |
| 6 | | Electrical Conductivity (µs/cm) | 245.5 | 1500 | Instrumental |
| 7 | Chemical | Iron (mg/L) | <0.2 | 0.3 (3) | Phenanthroline method |
| 8 | | Manganese (mg/L) | <0.1 | 0.2 | Persulfate method |
| 9 | | Arsenic (mg/L) | <0.01 | 0.05 | Digital Arsenator |
| 10 | | Ammonia (mg/L) | <0.1 | 1.5 | Nesslerization |
| 11 | | Nitrate (mg/L) | 17.0 | 50 | UV Spectrophotometric Screening |
| 12 | | Fluoride (mg/L) | - | 0.5-1.5* | SPADNS Colourimetric |
| 13 | | Chloride (mg/L) | - | 250 | Argentometric Titration |
| 14 | | Total Hardness (mg/L as CaCO ₃) | 132 | 500 | EDTA Titrimetric |
| 15 | | Calcium Hardness (mg/L) | 90 | 200 | EDTA Titrimetric |
| 16 | | Residual Chlorine (mg/L) | - | 0.1-0.5* | Chlorine Comparator |
| 17 | Microbiological | Faecal coliform <i>E.coli</i> (CFU/100 ml) | 0 | 0 | Membrane Filtration |

* These values show lower and upper limits.

() Values in parentheses refer the acceptable values only when alternative is not available.


Note: - The entire test was conducted as per the National Drinking Water Quality Standard 2079 BS

TNTC:Too Numerous to Count

The Result Valid for submitted sample only

.....
Analyzed By:

Chemist



Government of Nepal
Ministry of Water Supply

Department of Water Supply and Sewerage Management
Federal Water Supply and Sewerage Management Project

Water Quality Testing Laboratory
Bharatpur, Chitwan

WATER QUALITY TEST REPORT

Name of Client:-**Bharatpur Water Supply Management Board**

Sample Code:- WL-BMB-XXXVIII/081-82

Sampled By:- Client

Date of Collection:- 2081/10/15

Source of Sample:- Deep Boring(**Fulbari**)

Date of Completion:-2081/10/25

Type of Sample:Drinking Water

Location:- ,Bharatpur,Chitwan

| S.No. | Category | Parameters | Observed Values | NDWQS, 2079 BS | Analyzed Methods |
|-------|-----------------|---|-----------------|-------------------|---------------------------------|
| 1 | Physical | Turbidity (NTU) | 0.3 | 5 | Nephelometric |
| 2 | | Temp. °c | - | - | Thermometric |
| 3 | | pH | 7.5 | 6.5 - 8.5 * | Electrometric |
| 4 | | Taste and Odor | - | Non-objectionable | - |
| 5 | | TDS (mg/L) | 82.4 | 1000 | Instrumental |
| 6 | | Electrical Conductivity (µs/cm) | 123.6 | 1500 | Instrumental |
| 7 | Chemical | Iron (mg/L) | <0.2 | 0.3 (3) | Phenanthroline method |
| 8 | | Manganese (mg/L) | <0.1 | 0.2 | Persulfate method |
| 9 | | Arsenic (mg/L) | 0.01 | 0.05 | Digital Arsenator |
| 10 | | Ammonia (mg/L) | <0.1 | 1.5 | Nesslerization |
| 11 | | Nitrate (mg/L) | 17.0 | 50 | UV Spectrophotometric Screening |
| 12 | | Fluoride (mg/L) | - | 0.5-1.5* | SPADNS Colourimetric |
| 13 | | Chloride (mg/L) | - | 250 | Argentometric Titration |
| 14 | | Total Hardness (mg/L as CaCO ₃) | 158 | 500 | EDTA Titrimetric |
| 15 | | Calcium Hardness (mg/L) | 110 | 200 | EDTA Titrimetric |
| 16 | | Residual Chlorine (mg/L) | - | 0.1-0.5* | Chlorine Comparator |
| 17 | Microbiological | Faecal coliform <i>E.coli</i> (CFU/100 ml) | 0 | 0 | Membrane Filtration |

* These values show lower and upper limits.

() Values in parentheses refer the acceptable values only when alternative is not available.


Note: - The entire test was conducted as per the National Drinking Water Quality Standard 2079 BS

TNTC:Too Numerous to Count

The Result Valid for submitted sample only

.....
Analyzed By:

Chemist



Government of Nepal
Ministry of Water Supply
Department of Water Supply and Sewerage Management
Federal Water Supply and Sewerage Management Project
Water Quality Testing Laboratory
Bharatpur, Chitawan

WATER QUALITY TEST REPORT

Name of Client:-**Bharatpur Water Supply Management Board**

Sample Code:- WL-BMB-XXXIX/081-82

Sampled By:- Client

Date of Collection:- 2081/10/15

Source of Sample:- Deep Boring(**Kailashnagar Old**)

Date of Completion:-2081/10/25

Type of Sample:Drinking Water

Location:- „Bharatpur,Chitwan

| S.No. | Category | Parameters | Observed Values | NDWQS, 2079 BS | Analyzed Methods |
|-------|-----------------|---|-----------------|-------------------|---------------------------------|
| 1 | Physical | Turbidity (NTU) | 0.3 | 5 | Nephelometric |
| 2 | | Temp. °c | - | - | Thermometric |
| 3 | | pH | 7.7 | 6.5 - 8.5 * | Electrometric |
| 4 | | Taste and Odor | - | Non-objectionable | - |
| 5 | | TDS (mg/L) | 136 | 1000 | Instrumental |
| 6 | | Electrical Conductivity (µs/cm) | 204.5 | 1500 | Instrumental |
| 7 | Chemical | Iron (mg/L) | <0.2 | 0.3 (3) | Phenanthroline method |
| 8 | | Manganese (mg/L) | <0.1 | 0.2 | Persulfate method |
| 9 | | Arsenic (mg/L) | <0.01 | 0.05 | Digital Arsenator |
| 10 | | Ammonia (mg/L) | <0.1 | 1.5 | Nesslerization |
| 11 | | Nitrate (mg/L) | 11.0 | 50 | UV Spectrophotometric Screening |
| 12 | | Fluoride (mg/L) | - | 0.5-1.5* | SPADNS Colourimetric |
| 13 | | Chloride (mg/L) | - | 250 | Argentometric Titration |
| 14 | | Total Hardness (mg/L as CaCO ₃) | 120 | 500 | EDTA Titrimetric |
| 15 | | Calcium Hardness (mg/L) | 82 | 200 | EDTA Titrimetric |
| 16 | | Residual Chlorine (mg/L) | - | 0.1-0.5* | Chlorine Comparator |
| 17 | Microbiological | Faecal coliform <i>E.coli</i> (CFU/100 ml) | 0 | 0 | Membrane Filtration |

* These values show lower and upper limits.

() Values in parentheses refer the acceptable values only when alternative is not available.

Note: - The entire test was conducted as per the National Drinking Water Quality Standard 2079 BS

TNTC:Too Numerous to Count

The Result Valid for submitted sample only

.....
Analyzed By:

[Signature]
Chemist



Government of Nepal
Ministry of Water Supply
Department of Water Supply and Sewerage Management
Federal Water Supply and Sewerage Management Project
Water Quality Testing Laboratory
Bharatpur, Chitawan

WATER QUALITY TEST REPORT

Name of Client:-**Bharatpur Water Supply Management Board**

Sample Code:- WL-BMB-XL/081-82

Sampled By:- Client

Date of Collection:- 2081/10/15

Source of Sample:- Deep Boring(Torikhet)

Date of Completion:-2081/10/25

Type of Sample:Drinking Water

Location:- ,Bharatpur,Chitwan

| S.No. | Category | Parameters | Observed Values | NDWQS, 2079 BS | Analyzed Methods |
|-------|-----------------|---|-----------------|-------------------|---------------------------------|
| 1 | Physical | Turbidity (NTU) | 0.8 | 5 | Nephelometric |
| 2 | | Temp. °c | - | - | Thermometric |
| 3 | | pH | 8.14 | 6.5 - 8.5 * | Electrometric |
| 4 | | Taste and Odor | - | Non-objectionable | - |
| 5 | | TDS (mg/L) | 191 | 1000 | Instrumental |
| 6 | | Electrical Conductivity (µs/cm) | 287 | 1500 | Instrumental |
| 7 | Chemical | Iron (mg/L) | ND | 0.3 (3) | Phenanthroline method |
| 8 | | Manganese (mg/L) | <0.1 | 0.2 | Persulfate method |
| 9 | | Arsenic (mg/L) | <0.01 | 0.05 | Digital Arsenator |
| 10 | | Ammonia (mg/L) | <0.1 | 1.5 | Nesslerization |
| 11 | | Nitrate (mg/L) | 14 | 50 | UV Spectrophotometric Screening |
| 12 | | Fluoride (mg/L) | - | 0.5-1.5* | SPADNS Colourimetric |
| 13 | | Chloride (mg/L) | - | 250 | Argentometric Titration |
| 14 | | Total Hardness (mg/L as CaCO ₃) | 158 | 500 | EDTA Titrimetric |
| 15 | | Calcium Hardness (mg/L) | 105 | 200 | EDTA Titrimetric |
| 16 | | Residual Chlorine (mg/L) | - | 0.1-0.5* | Chlorine Comparator |
| 17 | Microbiological | Faecal coliform <i>E.coli</i> (CFU/100 ml) | 0 | 0 | Membrane Filtration |

* These values show lower and upper limits.

() Values in parentheses refer the acceptable values only when alternative is not available.

Note: - The entire test was conducted as per the National Drinking Water Quality Standard 2079 BS

TNTC:Too Numerous to Count

The Result Valid for submitted sample only

.....
Analyzed By:

Chemist